



AQHA Turnierlandschaft 2007 - 2.000 Starts mehr, neun Shows weniger

Starterzahlen gesamt

	1999	2000	2001	2002	2003	2004	2005	2006	2007	2008
Open	7.196	8.095	6.381	7.526	6.967	7.481	6.301	6.737	6.779	7.649
Amateur	4.580	4.798	3.985	4.931	4.700	4.902	4.069	4.563	4.963	5.138
Novice Amateur	1.911	1.588	1.559	1.948	2.135	2.669	2.282	2.251	2.362	2.964
Youth	3.272	2.789	3.152	3.093	3.744	2.879	2.881	2.945	3.195	3.313
Novice Youth	0	0	0	176	396	423	392	657	896	1.002
	16.959	17.270	15.077	17.674	17.942	18.354	15.925	17.153	18.195	20.066

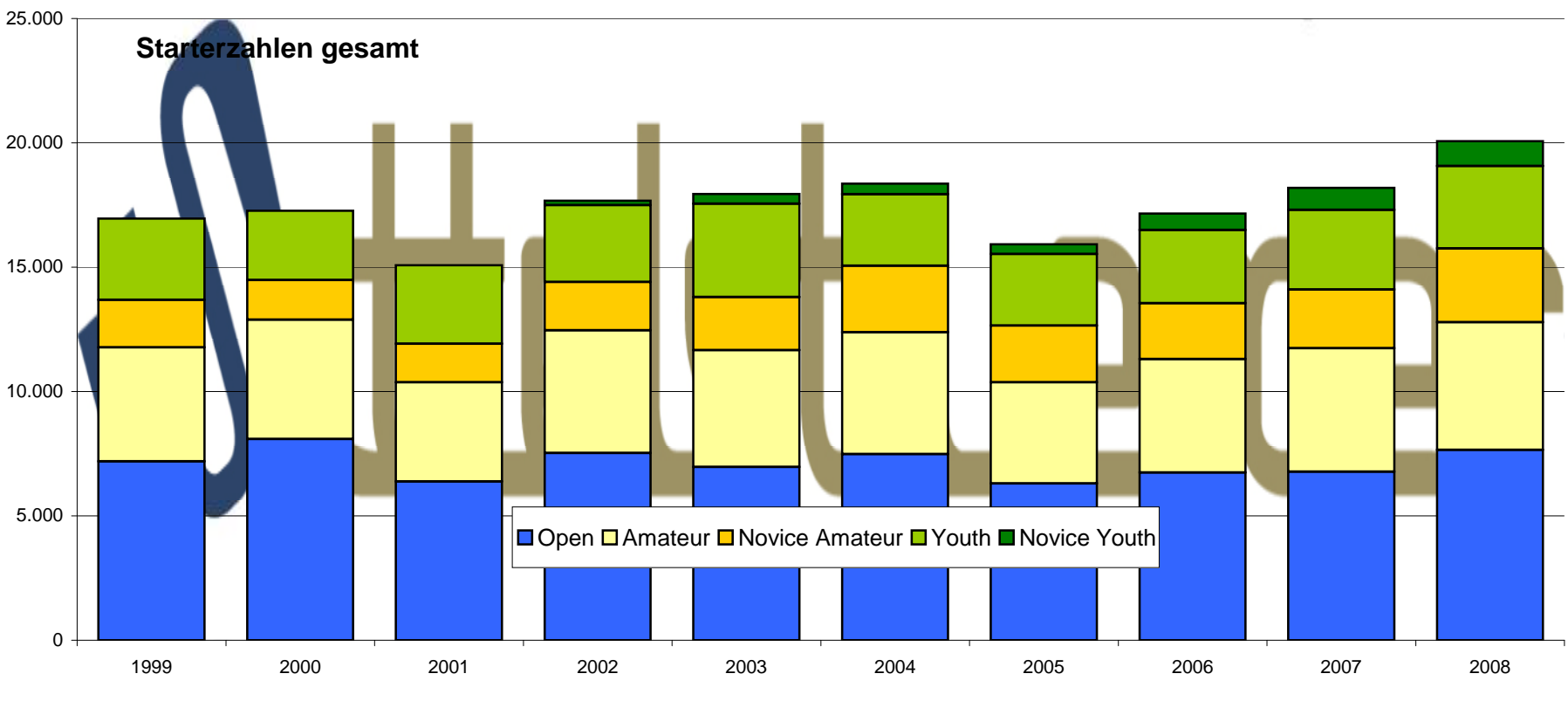
Starterzahlen durchschnittlich

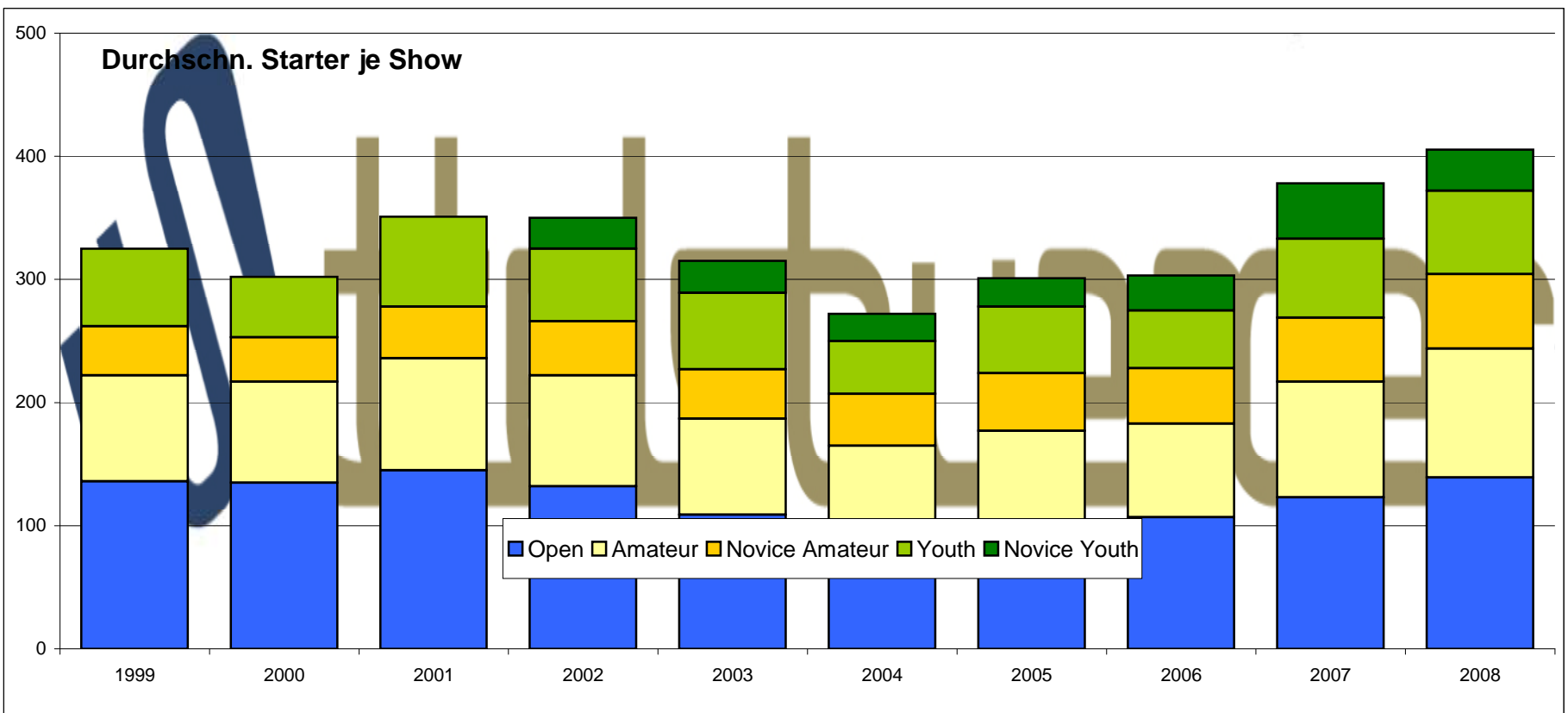
	1999	2000	2001	2002	2003	2004	2005	2006	2007	2008
Open	136	135	145	132	109	96	104	107	123	139
Amateur	86	82	91	90	78	69	73	76	94	105
Novice Amateur	40	36	42	44	40	42	47	45	52	60
Youth	63	49	73	59	62	43	54	47	64	68
Novice Youth				25	26	22	23	29	45	33
	325	270	328	310	280	229	224	242	281	314

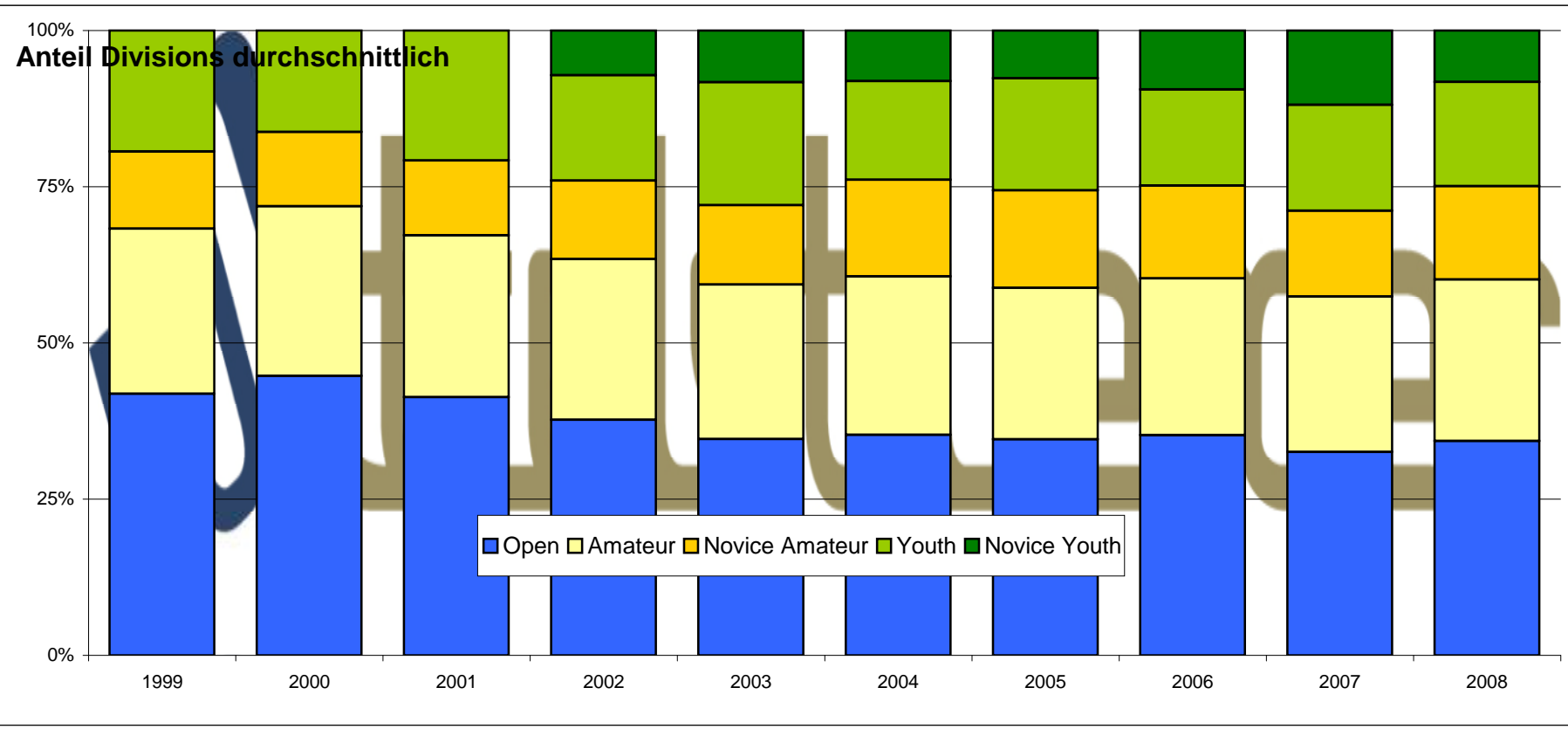
Show Types	1999	2000	2001	2002	2003	2004	2005	2006	2007	2008
AQHA regular	55	64	47	57	63	73	54	62	55	48
All Novice						1		1	3	9
Special Events					2	4	10	1	2	3
VRH						2	7	7	5	4



Starterzahlen gesamt



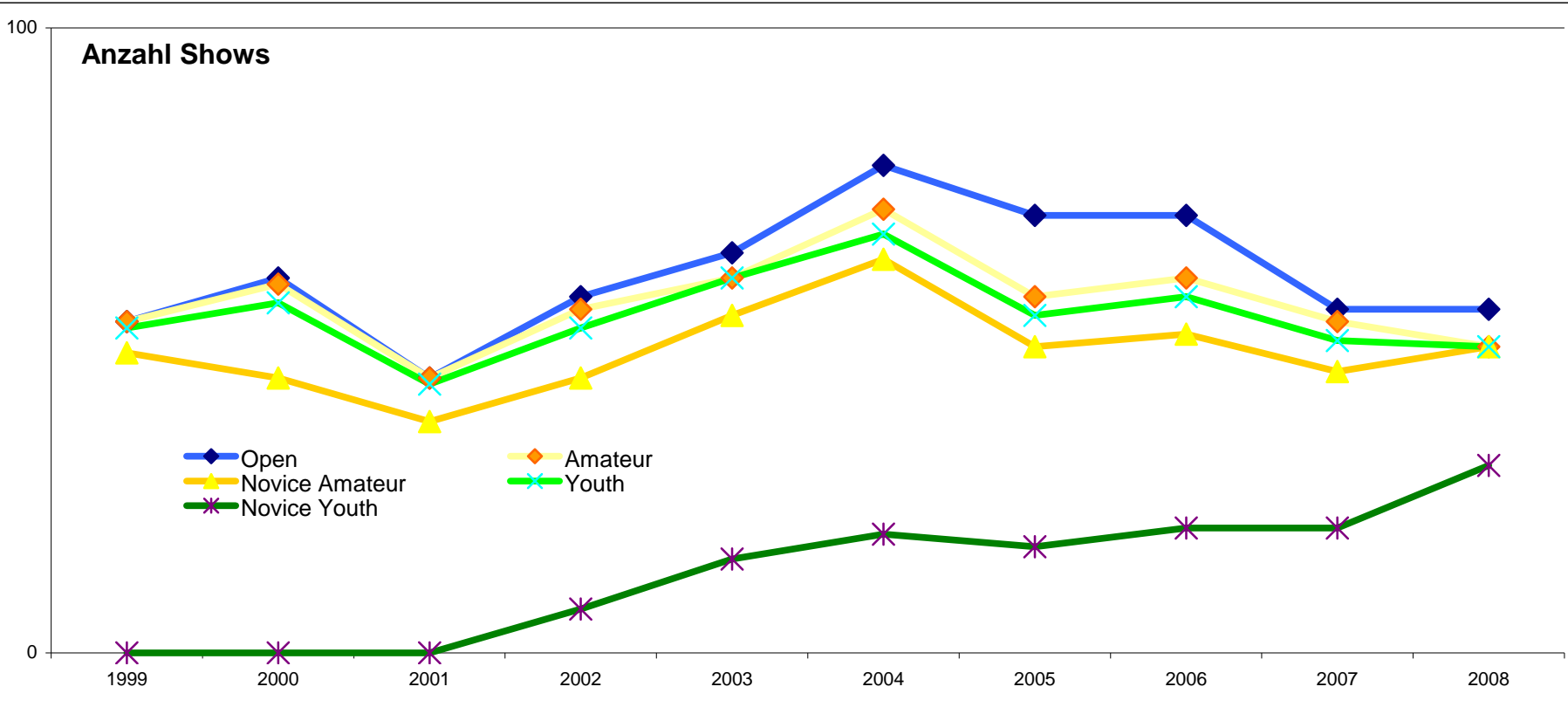






Anzahl Shows (nicht Orte)

	1999	2000	2001	2002	2003	2004	2005	2006	2007	2008
Open	53	60	44	57	64	78	70	70	55	55
Amateur	53	59	44	55	60	71	57	60	53	49
Novice Amateur	48	44	37	44	54	63	49	51	45	49
Youth	52	56	43	52	60	67	54	57	50	49
Novice Youth	0	0	0	7	15	19	17	20	20	30
	55	64	47	57	65	80	71	71	65	64





Starterzahlen anteilig

	1999	2000	2001	2002	2003	2004	2005	2006	2007	2008
Open	42,4%	46,9%	42,3%	42,6%	38,8%	40,8%	39,6%	39,3%	37,3%	38,1%
Amateur	27,0%	27,8%	26,4%	27,9%	26,2%	26,7%	25,6%	26,6%	27,3%	25,6%
Novice Amateur	11,3%	9,2%	10,3%	11,0%	11,9%	14,5%	14,3%	13,1%	13,0%	14,8%
Youth	19,3%	16,1%	20,9%	17,5%	20,9%	15,7%	18,1%	17,2%	17,6%	16,5%
Novice Youth	0,0%	0,0%	0,0%	1,0%	2,2%	2,3%	2,5%	3,8%	4,9%	5,0%
	100%	100%	100%	100%	100%	100%	100%	100%	100%	100%

