

# Indian Summer Show Kreuth 2018

## Patternbook



# Patternbook

## Reining

8347	VWB	Novice Jugend Reining	VWB-Pattern	5
8348	VWB	Jugend Reining	VWB-Pattern	6
9340	VWB	Einsteiger Reining	VWB-Pattern	11
7340	VWB	Amateur Reining	VWB-Pattern	8
6340	VWB	Offen Reining	VWB-Pattern	10
1341	AQHA	Open Junior Reining	AQHA-Pattern	6
1342	AQHA	Open Senior Reining	AQHA-Pattern	3
1347	AQHA	Green Reining	AQHA-Pattern	13
2340	AQHA	Amateur Reining	AQHA-Pattern	5
3340	AQHA	Novice Amateur Reining	AQHA-Pattern	2
4340	AQHA	Youth Reining	AQHA-Pattern	8
N1100	NRHA	Open Trophy	NRHA-Pattern	9
N1700	NRHA	Novice Horse Open	NRHA-Pattern	5
N1400	NRHA	Non Pro Trophy	NRHA-Pattern	8
N1500	NRHA	Intermediate Non Pro	NRHA-Pattern	6
N3200	NRHA	Youth 14-18	NRHA-Pattern	5
N3100	NRHA	Youth 13 & Under	NRHA-Pattern	6

## Western Combination

6600	VWB	Offen Western Combination	VWB-Pattern	1
------	-----	---------------------------	-------------	---

## Ranch Riding

6430	VWB	Offen Ranch Riding	VWB-Pattern	2
7430	VWB	Amateur Ranch Riding	VWB-Pattern	5
8430	VWB	Jugend Ranch Riding	VWB-Pattern	3
9430	VWB	Einsteiger Ranch Riding	VWB-Pattern	2
1430	AQHA	Open Ranch Riding	AQHA-Pattern	1
2430	AQHA	Amateur Ranch Riding	AQHA-Pattern	3

## Western Riding

6360	VWB	Offen Western Riding	VWB-Pattern	2
7360	VWB	Amateur Western Riding	VWB-Pattern	4
1360	AQHA	Open Western Riding	AQHA-Pattern	1
1363	AQHA	Green Western Riding	Green-Pattern	3
2360	AQHA	Amateur Western Riding	AQHA-Pattern	1

## Jungpferde

6840	VWB	Jungpferde-Reining	VWB-Pattern	1
6880	VWB	Jungpferde-Trail	VWB-Pattern	1
6890	VWB	Jungpferde-Basis	VWB-Pattern	1

# Patternbook

## Trail

1380	AQHA	Open Trail All Ages	Seite	8
1383	AQHA	Green Trail	Seite	4
2380	AQHA	Amateur Trail	Seite	8
3380	AQHA	Novice Amateur Trail	Seite	4
5380	AQHA	Rookie Trail	Seite	9
4380	AQHA	Youth Trail	Seite	5
6380	VWB	Offen Trail	Seite	11
7380	VWB	Amateur Trail	Seite	10
9380	VWB	Einsteiger Trail	Seite	12
8387	VWB	Novice Jugend	Seite	12
8388	VWB	Jugend	Seite	9
5555	VWB	Extravaganza Trail	Seite	7
9980	VWB	Walk-Trot Trail	Seite	13
6810	VWB	Trail In Hand	Seite	14
6390	VWB	Ranch Trail	Seite	6
<b>5555</b>	<b>VWB</b>	<b>Rising Star</b>	<b>Seite</b>	<b>15</b>

## Showmanship

8127	VWB	Showmanship Novice Jugend	Seite	16
8128	VWB	Showmanship Jugend	Seite	16
9120	VWB	Showmanship Einsteiger	Seite	16
7120	VWB	Showmanship Amateur	Seite	17
6120	VWB	Showmanship Offen	Seite	17
4120	AQHA	Showmanship Youth	Seite	18
3120	AQHA	Showmanship Novice Amateur	Seite	18
2120	AQHA	Showmanship Amateur	Seite	18

## Horsemanship

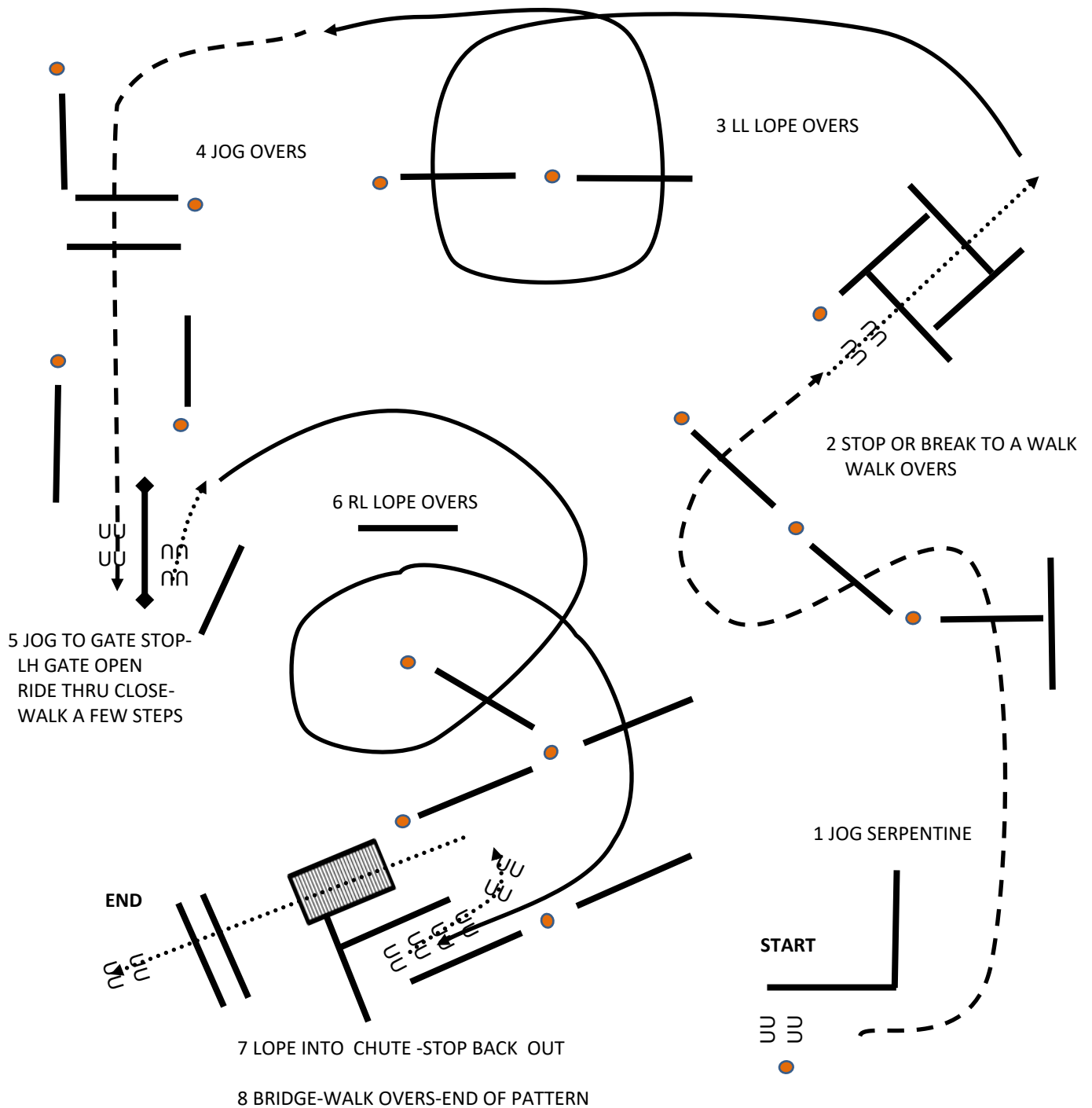
8407	VWB	Horsemanship Novice Jugend	Seite	19
8408	VWB	Horsemanship Jugend	Seite	19
9400	VWB	Horsemanship Einsteiger	Seite	19
7400	VWB	Horsemanship Amateur	Seite	20
9940	VWB	Horsemanship Walk-Trot	Seite	20
4400	AQHA	Horsemanship Youth	Seite	21
5400	AQHA	Horsemanship Rookie	Seite	19
3400	AQHA	Horsemanship Novice Amateur	Seite	21
2400	AQHA	Horsemanship Amateur	Seite	21

## Hunt Seat Equitation

4400	AQHA	Hunt Seat Equitation Youth	Seite	22
3400	AQHA	Hunt Seat Equitation Novice Amateur	Seite	22
2400	AQHA	Hunt Seat Equitation Amateur	Seite	22

# Indian Summer Show 2018

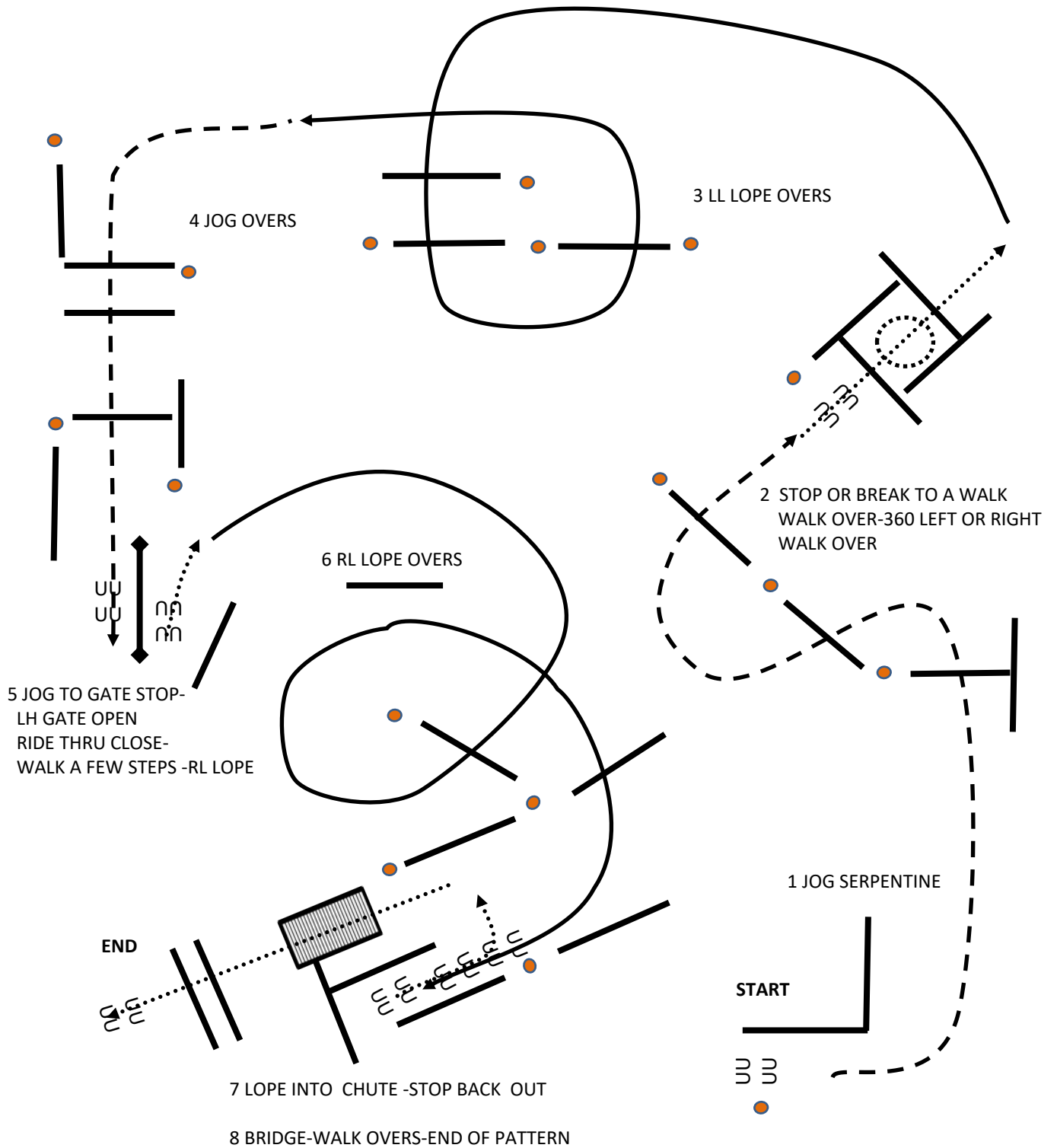
DONNERSTAG 6.9.2018  
 1383 AQHA GREEN TRAIL  
 3380 AQHA NOV AMATEUR TRAIL



ANN DENNIS DESIGN COPYRIGHT 2018  
 ALL RIGHTS RESERVED

# Indian Summer Show

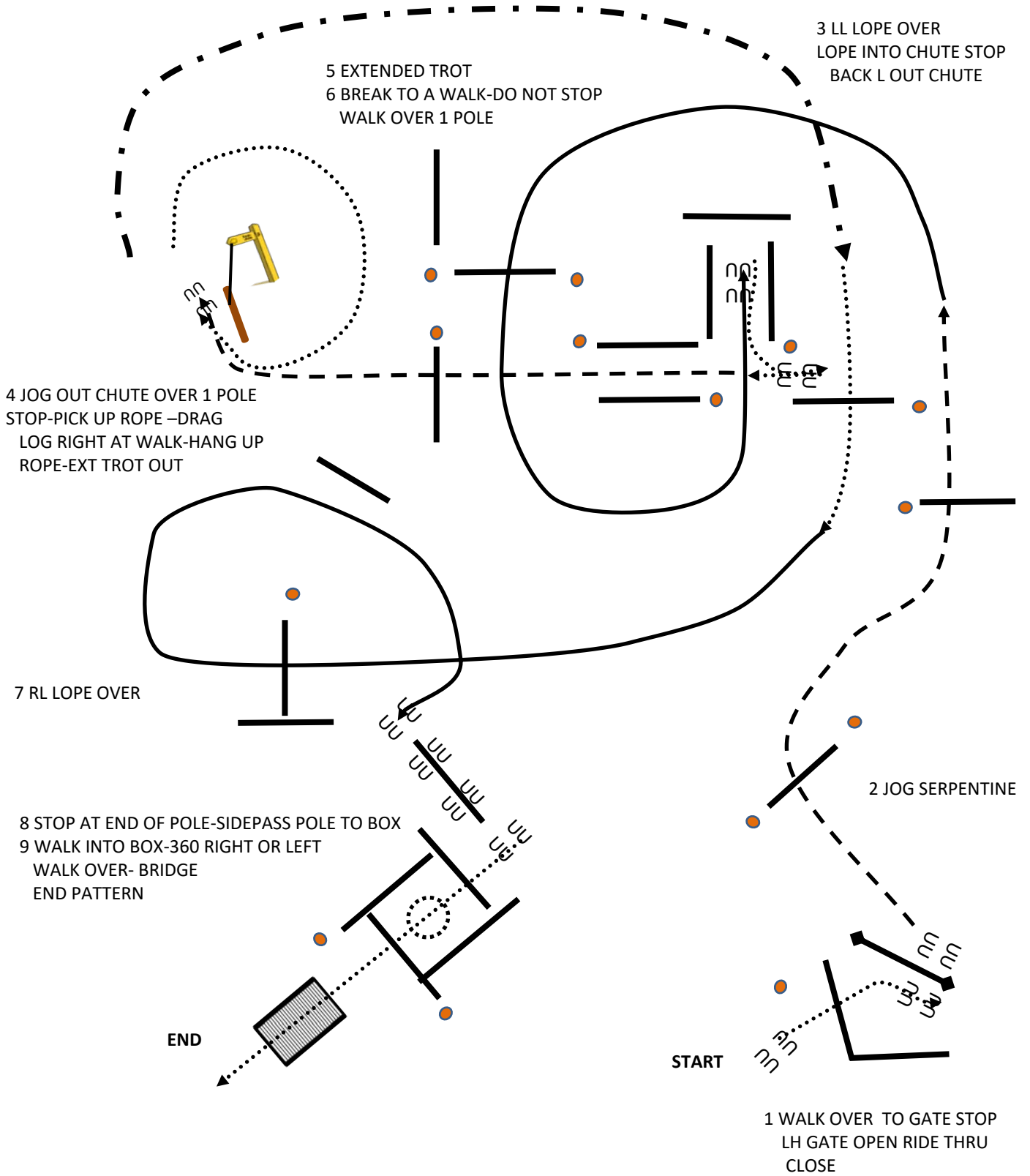
DONNERSTAG 6.9.2018  
4380 AQHA YOUTH TRAIL



ANNDENNISDESIGN COPYRIGHT 2018  
ALL RIGHTS RESERVED

# Indian Summer Show

FREITAG 7.9.2018  
6390 RANCH TRAIL VWB

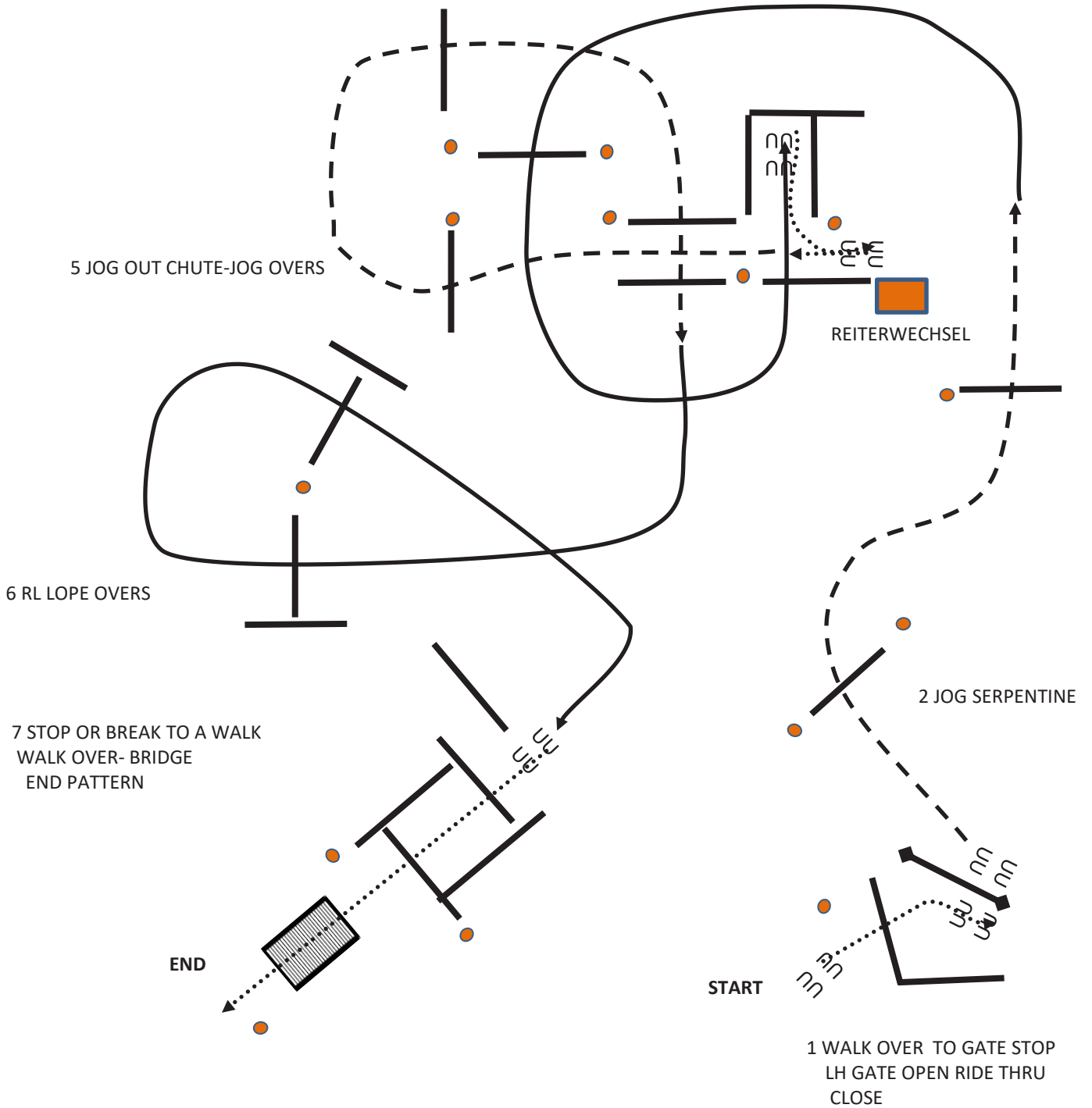


ANN DENNIS DESIGN COPYRIGHT 2018  
ALL RIGHTS RESERVED

Indian Summer Show

FREITAG 7.9.2018  
5555 VWB EXTRAVAGANZA TRAIL

3 LL LOPE OVERS  
4 LOPE INTO CHUTE STOP  
BACK L OUT CHUTE



ANN DENNIS DESIGN COPYRIGHT 2018  
ALL RIGHTS RESERVED

# Indian Summer Show

FREITAG 7.9.2018  
 2380 AQHA AMATEUR TRAIL  
 1380 AQHA TRAIL ALL AGES

3 LL LOPE OVERS

4 LOPE INTO CHUTE STOP  
 BACK L OUT CHUTE

5 JOG OVERS

6 RL LOPE OVERS

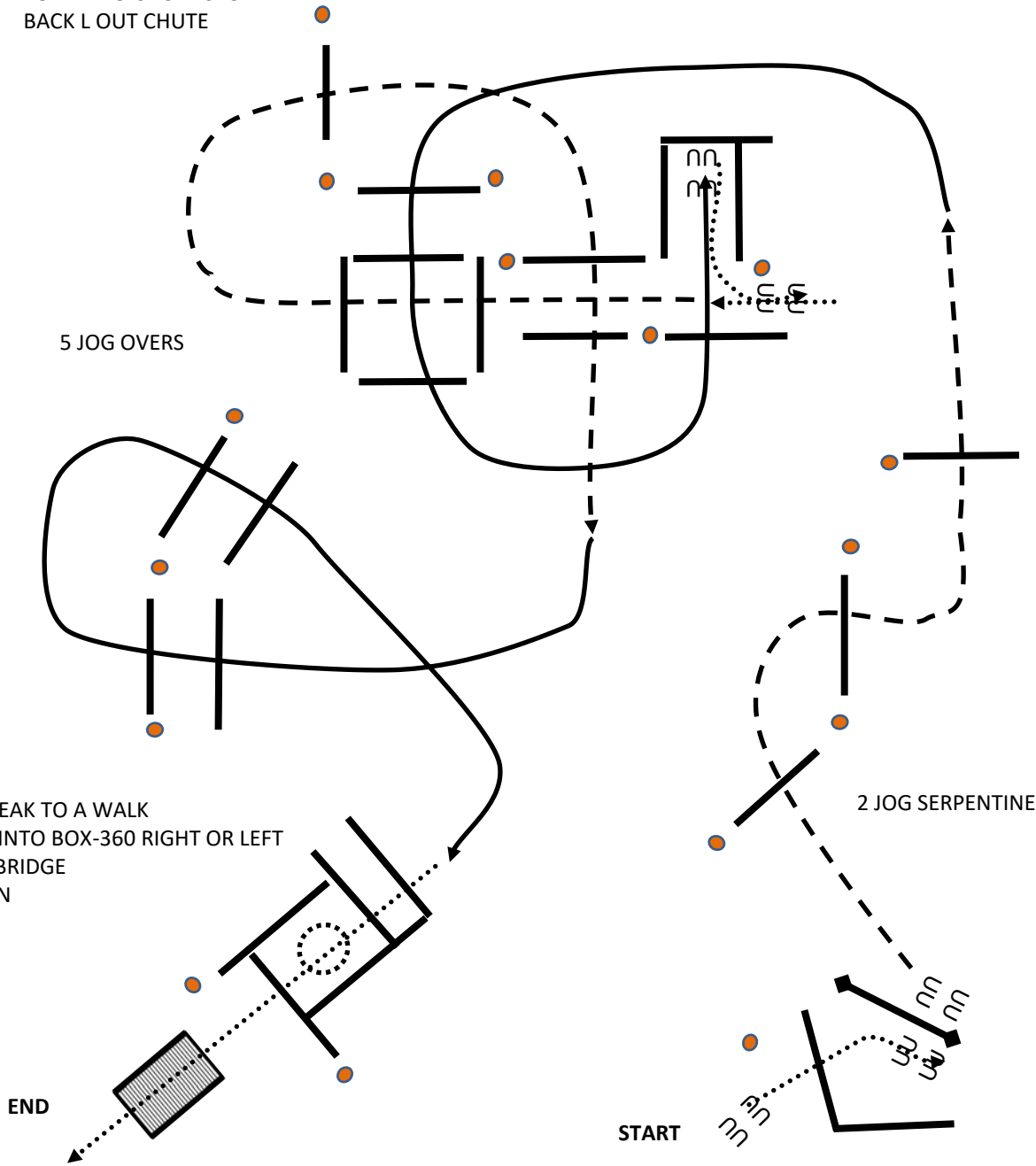
7 STOP OR BREAK TO A WALK  
 WALK OVERS INTO BOX-360 RIGHT OR LEFT  
 WALK OVER- BRIDGE  
 END PATTERN

END

2 JOG SERPENTINE

START

1 WALK OVER TO GATE STOP  
 LH GATE OPEN RIDE THRU  
 CLOSE

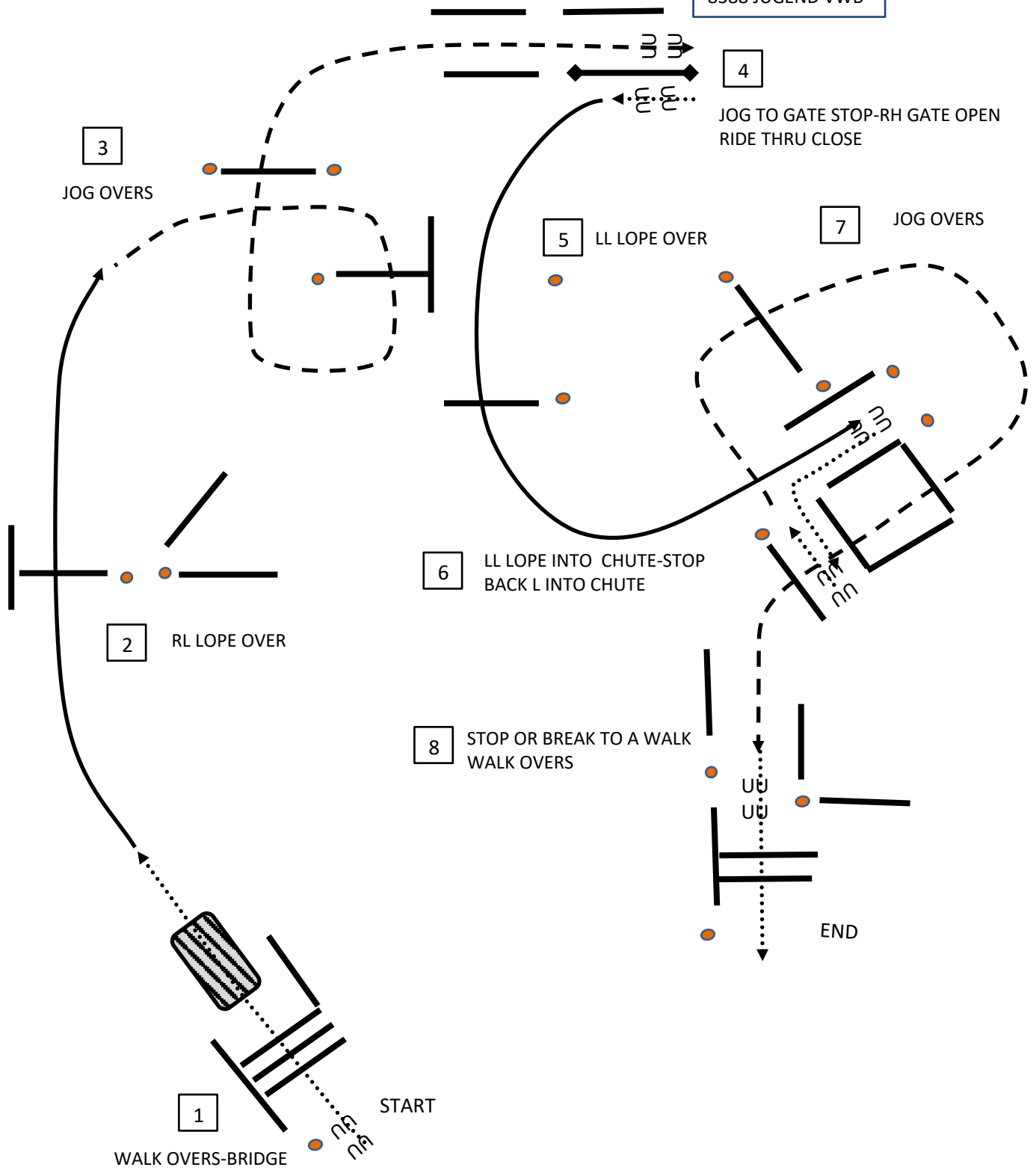


ANN DENNIS DESIGN COPYRIGHT 2018  
 ALL RIGHTS RESERVED



# Indian Summer Show

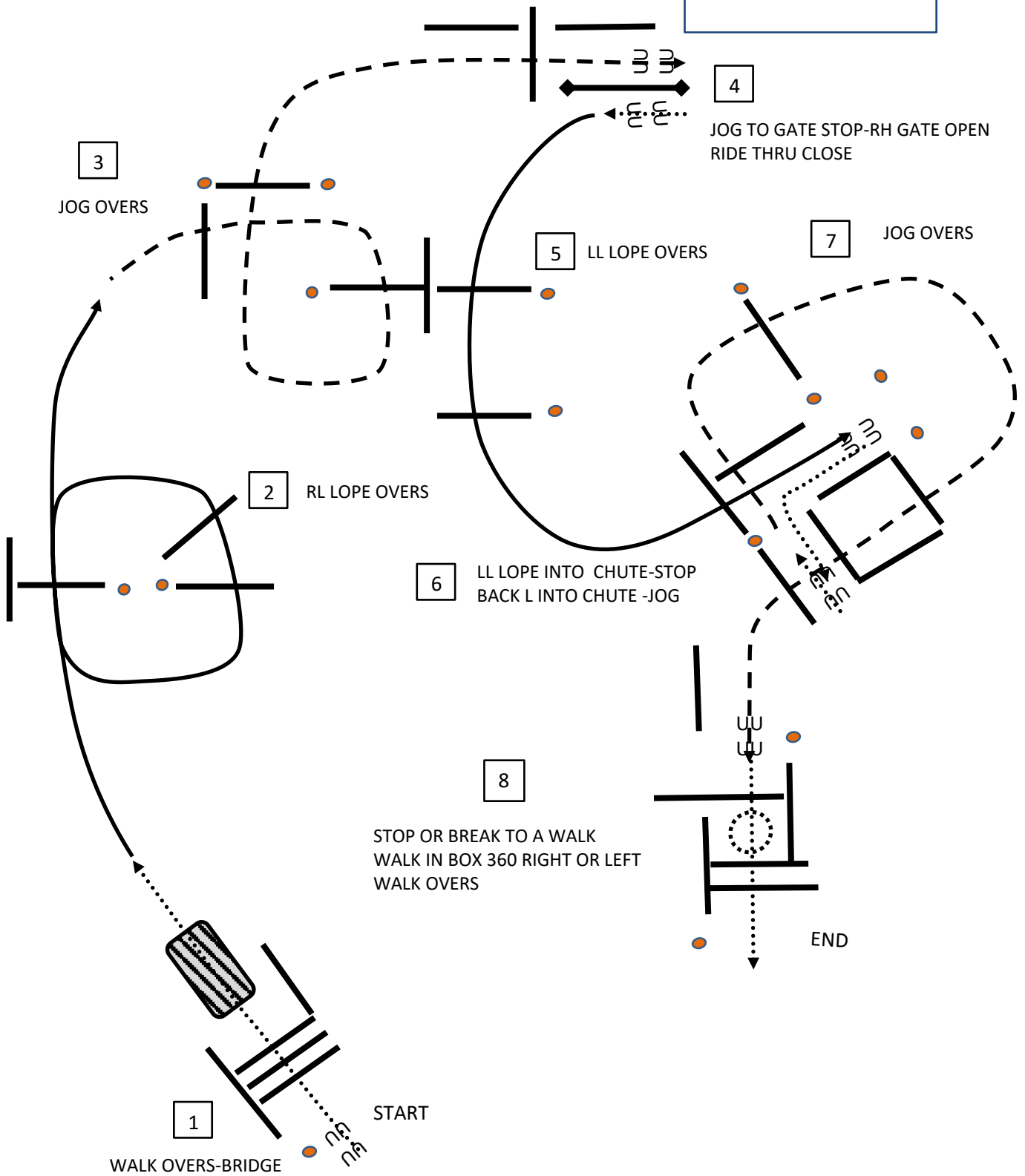
SAMSTAG 8..9.2018  
5380 AQHA ROOKIE  
8388 JUGEND VWB



ANNDENNISDESIGN COPYRIGHT 2018  
ALL RIGHTS RESERVED

# Indian Summer Show

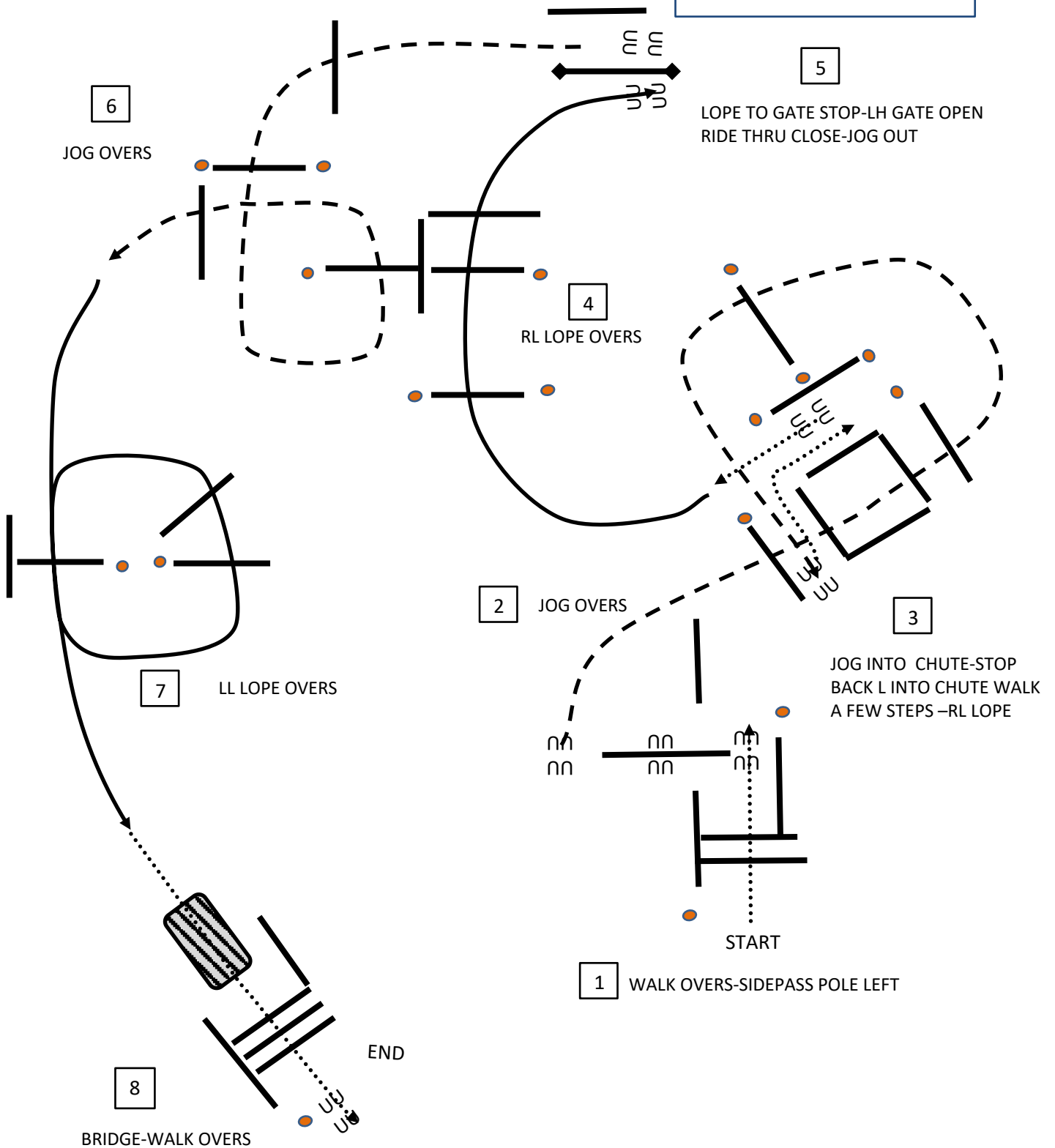
SAMSTAG 8..9.2018  
7380 VWB AMATEUR TRAIL



ANNDENNISDESIGN COPYRIGHT 2018  
ALL RIGHTS RESERVED

# Indian Summer Show

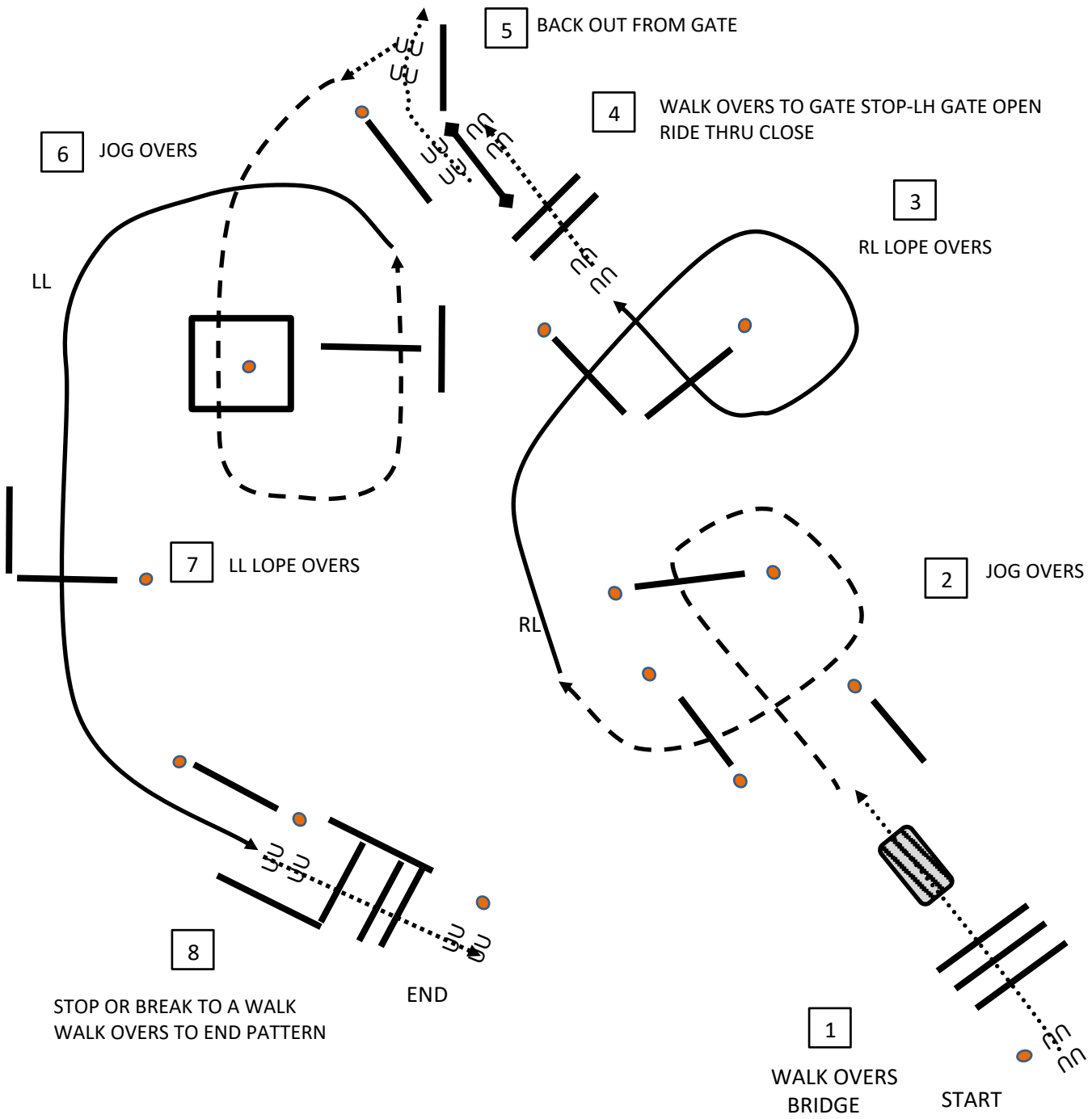
SAMSTAG 8..9.2018  
6380 VWB OFFEN TRAIL ALL AGES



ANNDENNISDESIGN COPYRIGHT 2018  
ALL RIGHTS RESERVED

# Indian Summer Show

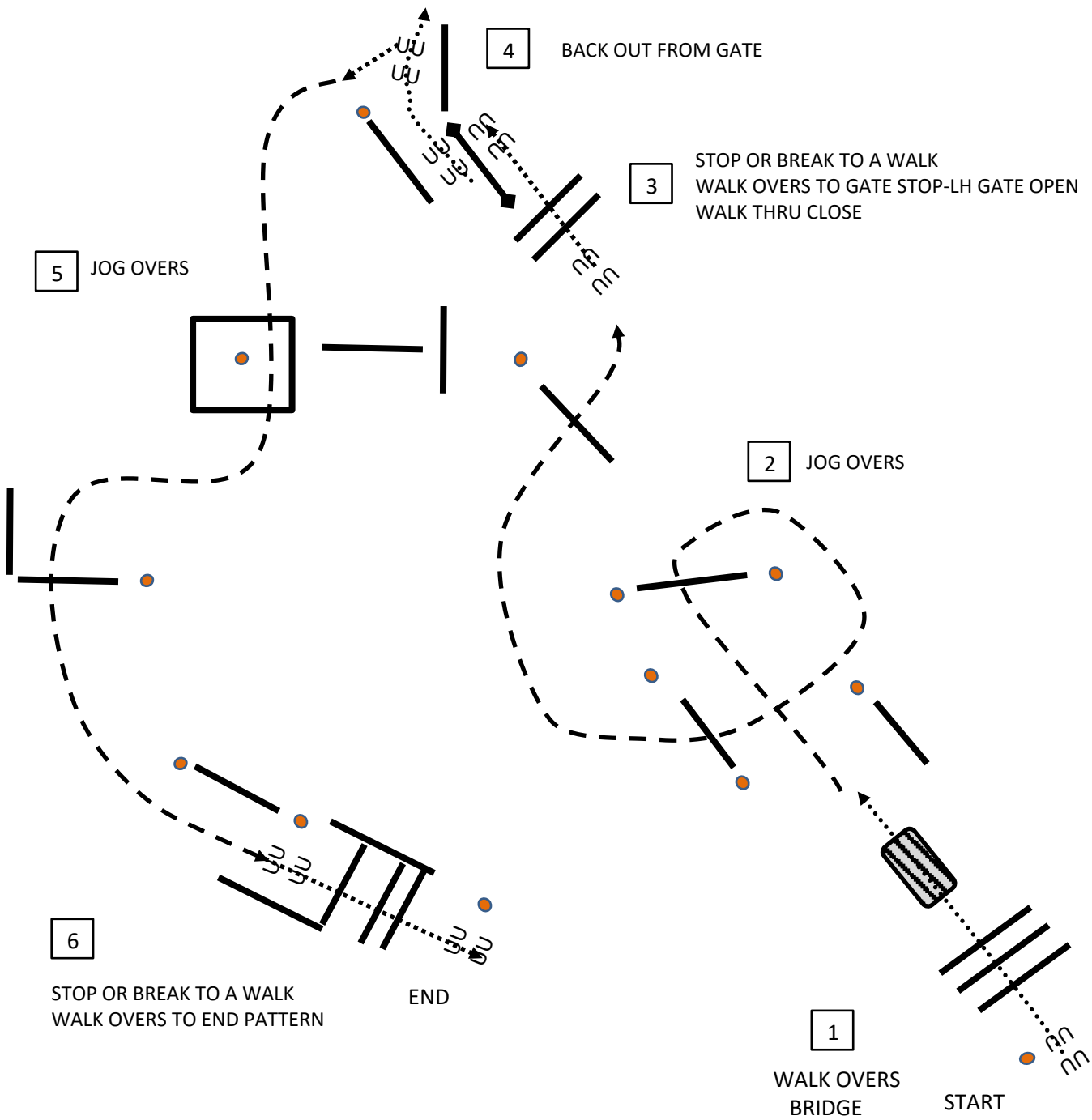
SONNTAG 9.9.2018  
 8387 VWB N. JUGEND TRAIL  
 9380 EINSTEIGER VWB TRAIL



ANNDENNISDESIGN COPYRIGHT 2018  
 ALL RIGHTS RESERVED

# Indian Summer Show

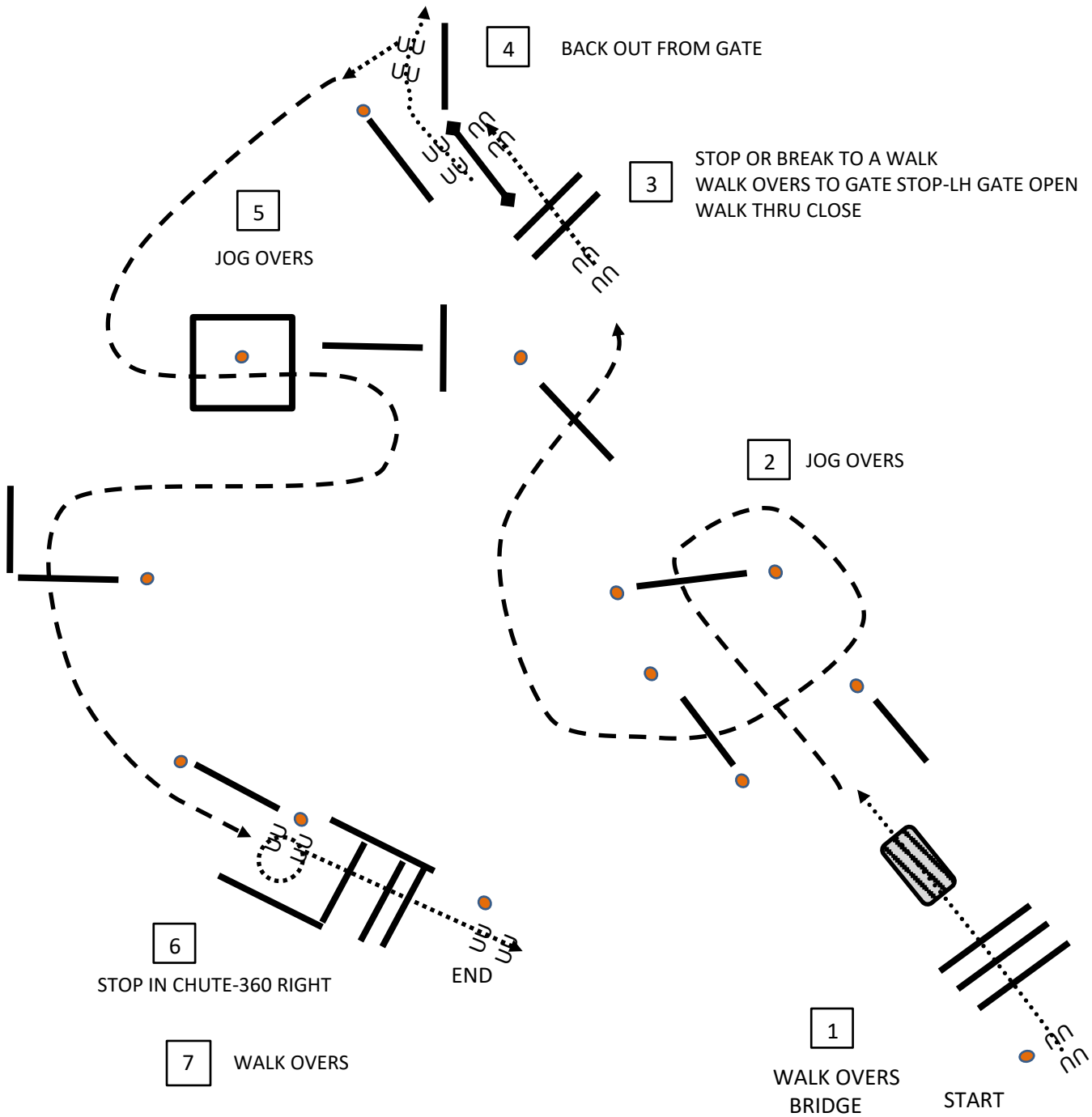
SONNTAG 9.9.2018  
9980VWB WALK-TROT TRAIL



ANNDENNISDESIGN COPYRIGHT 2018  
ALL RIGHTS RESERVED

# Indian Summer Show

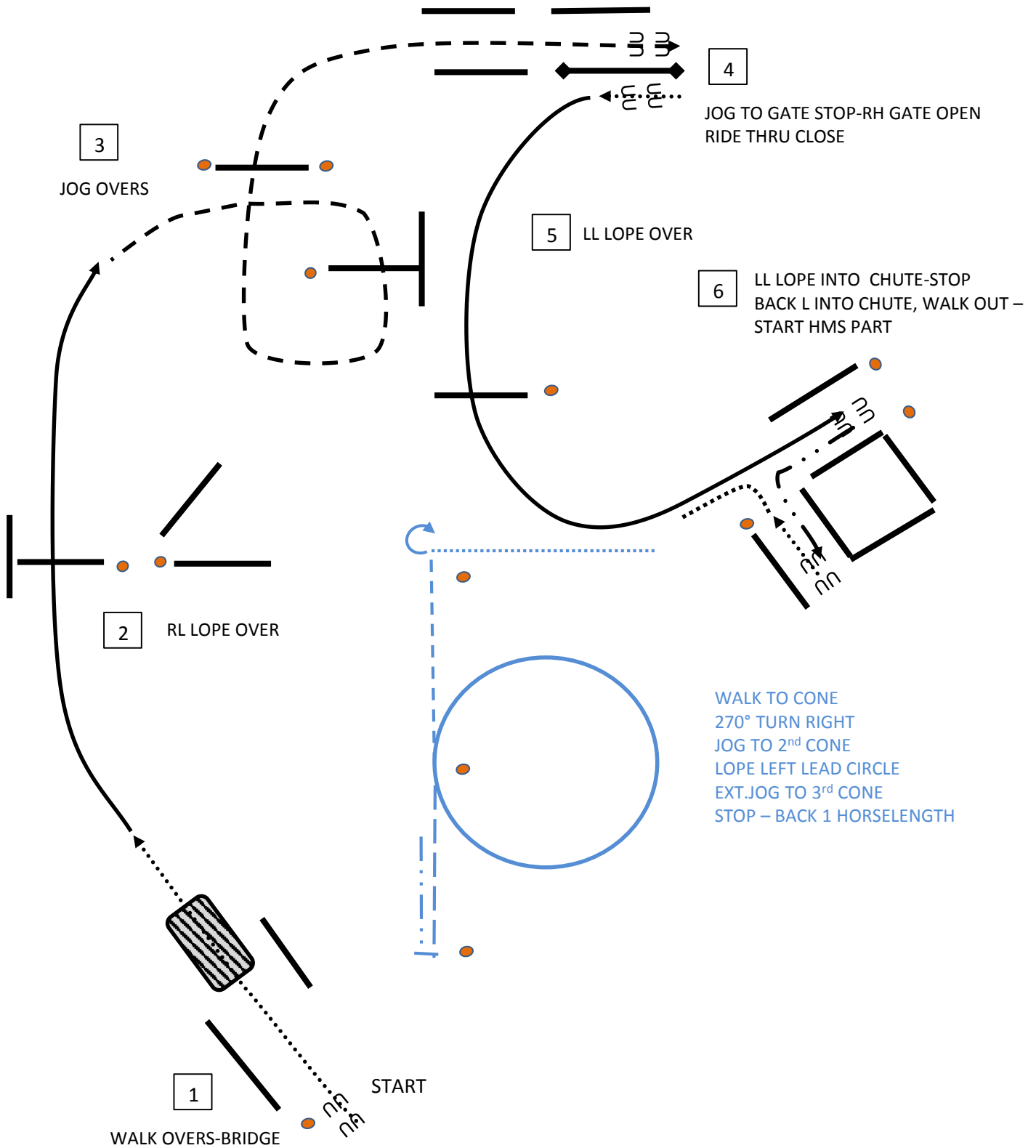
SONNTAG 9.9.2018  
6810 TRAIL IN HAND VWB



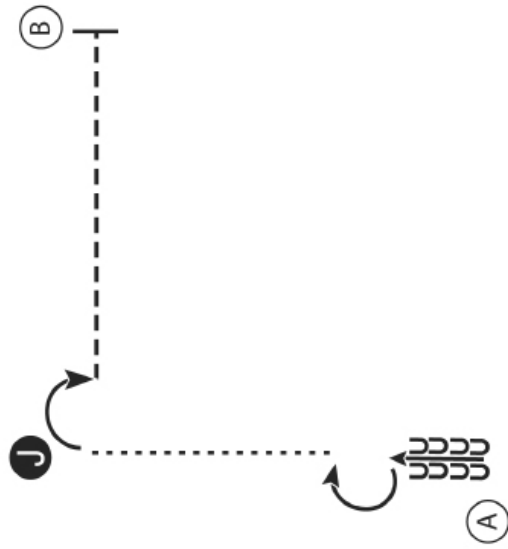
ANNDENNISDESIGN COPYRIGHT 2018  
ALL RIGHTS RESERVED

# Indian Summer Show

SAMSTAG 8..9.2018  
5556 Rising Star VWB



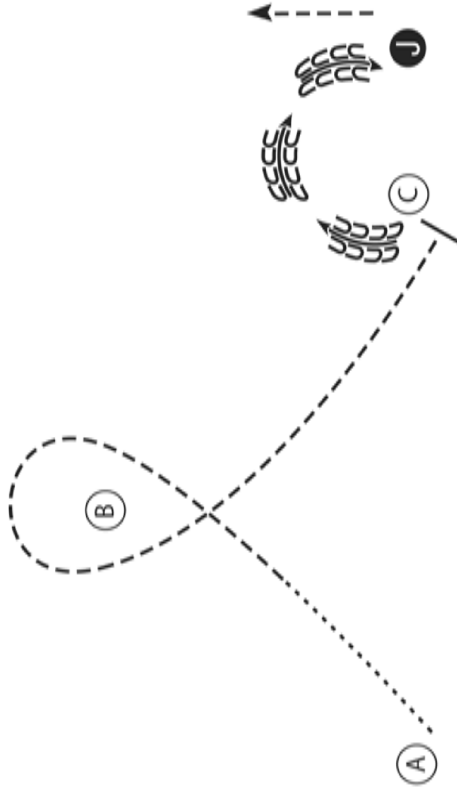
VWB 8127 Novice Jugend Showmanship



1. Back 4 steps at A
2. Perform a 180 degree turn
3. Walk to the judge and set up for inspection
4. When dismissed perform a 90 degree turn and trot to B
5. Stop at B

NOTE: The drawn description of this pattern is only intended for the general depictions of the pattern.  
Contestants should utilize the arena space to best exhibit their horses.

VWB 8128 Jugend Showmanship  
VWB 9120 Einsteiger Showmanship

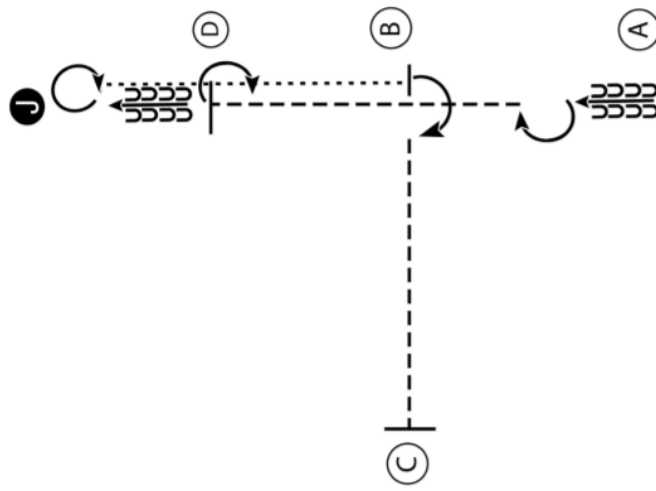


1. Walk halfway from A to B.
2. Trot to and around B and continue to C,
3. Stop at C and back in a half circle to the judge.
4. Stop and set up for inspection.
5. When dismissed trot straight away from the judge.

NOTE: The drawn description of this pattern is only intended for the general depictions of the pattern.  
Contestants should utilize the arena space to best exhibit their horses.



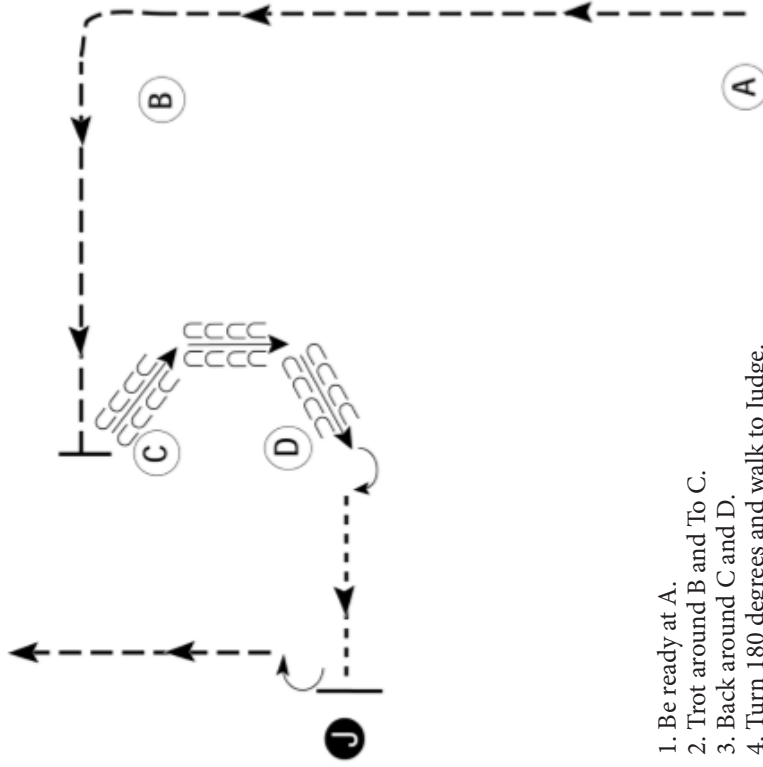
VWB 7120 Amateur Showmanship



1. Begin facing away from the Judge. Back four steps.
2. Perform a 180 degree turn.
3. Trot to D. Perform a 180 degree turn.
4. Back to the Judge. Stop and set up for inspection.
5. When dismissed perform a 360 degree turn.
6. Walk to B. Stop and perform a 90 degree turn.
7. Trot to C, stop and wait for instructions from the ring steward.

NOTE: The drawn description of this pattern is only intended for the general depictions of the pattern. Contestants should utilize the arena space to best exhibit their horses.

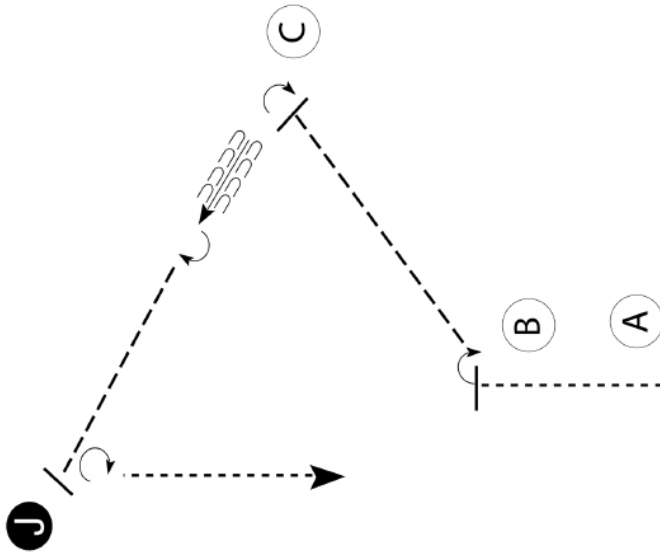
VWB 6120 Offen Showmanship



1. Be ready at A.
2. Trot around B and To C.
3. Back around C and D.
4. Turn 180 degrees and walk to Judge.
5. Stop and set up for inspection.
6. When dismissed, turn 90 degree and trot away from judge.

NOTE: The drawn description of this pattern is only intended for the general depictions of the pattern. Contestants should utilize the arena space to best exhibit their horses.

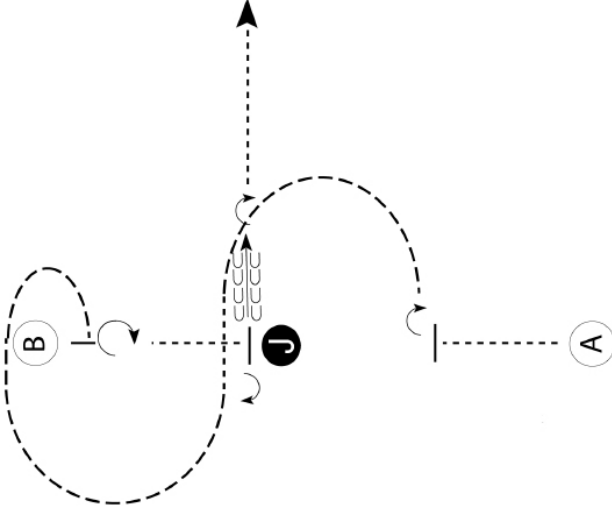
AQHA 4120 Youth Showmanship  
 AQHA 3120 Novice Amateur Showmanship



- Be ready at A.
1. Walk to B.
  2. Stop and pivot to the right.
  3. Trot to C.
  4. Perform a 90 degree turn.
  5. Back approximately one horse length.
  6. Perform a 180 degree turn.
  7. Trot to judge.
  8. Stop and set up for inspection.
  9. When dismissed, perform a 225 degree turn.
  10. Walk straight away from judge.

NOTE: The drawn description of this pattern is only intended for the general depictions of the pattern. Contestants should utilize the arena space to best exhibit their horses.

2120 AQHA Amateur Showmanship

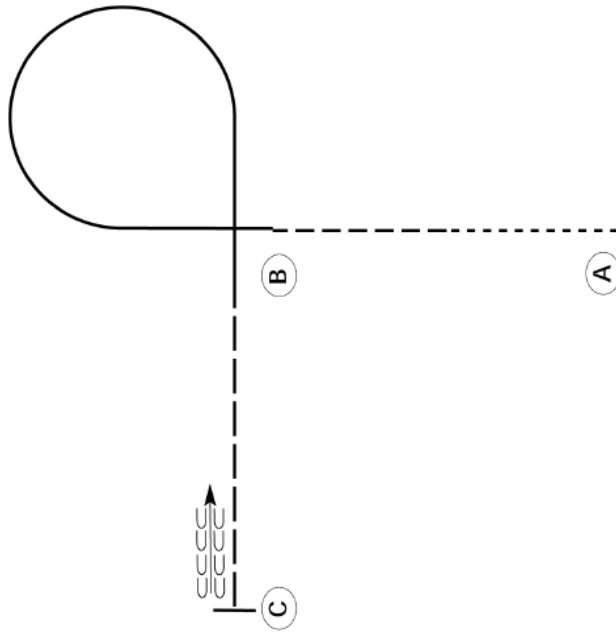


Mit dem Pferdeende bei A bereithalten.

1. Im Schritt den halben Weg zum Richter.
2. Stop und eine 1/4 Drehung ausführen.
3. Einen Halbkreis im Trab. Vor dem Richter in den Schritt wechseln und im Schritt mindestens bis zwei Pferdelängen nach dem Richter.
4. Einen Halbkreis im Trab nach und um B herum wie abgebildet.
5. Stop und eine 3/4 Drehung ausführen und im Schritt zum Richter.
6. Stop und zur Inspektion aufstellen.
7. Nach der Inspektion eine 1/4 Drehung ausführen.
8. Zirka eine Pferdelänge rückwärtsrichten.
9. Eine 1/2 Drehung ausführen und im Schritt gerade weg zum Ausgang.

NOTE: The drawn description of this pattern is only intended for the general depictions of the pattern. Contestants should utilize the arena space to best exhibit their horses.

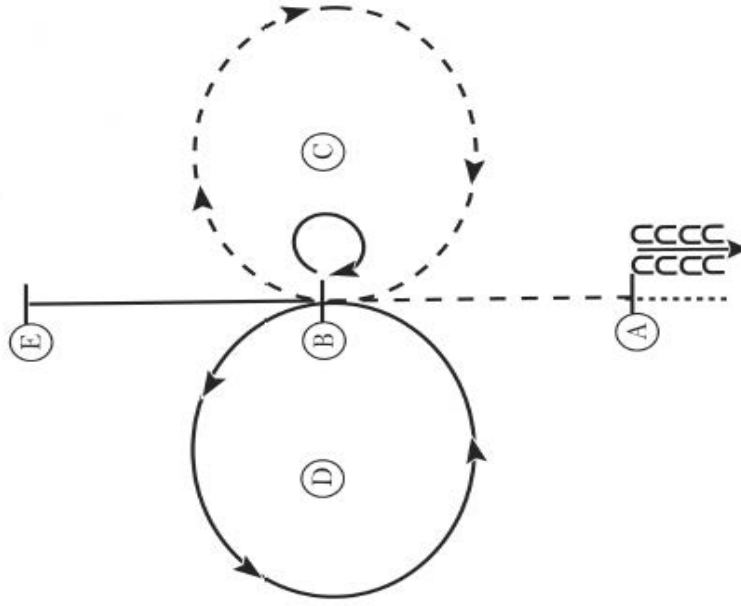
8407 VWB Novice Jugend Horsemanship  
5400 AQHA Rookie Horsemanship



- Be ready at A.
1. Walk from A 1/2 way to B.
  2. Jog the rest of the way to B.
  3. Lope a circle to the right.
  4. Perform an extended jog from B to C.
  5. Stop at C and back one horse length.

NOTE: The drawn description of this pattern is only intended for the general depictions of the pattern.  
Contestants should utilize the arena space to best exhibit their horses.

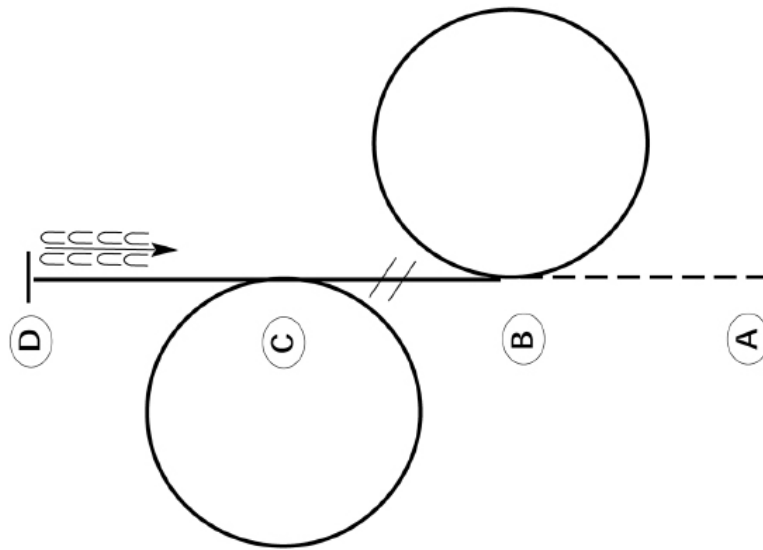
VWB 8408 Jugend Horsemanship  
9400 VWB Einsteiger Horsemanship



1. Walk to A.
2. At A stop and back 3 steps.
3. Jog A to B.
4. Stop at B and perform a 360 degree turn to the right.
5. Jog a circle to the right around C.
6. At B lope on the left lead, lope a circle to the left around D.
7. Continue the lope to E.
8. Stop at E.

NOTE: The drawn description of this pattern is only intended for the general depictions of the pattern.  
Contestants should utilize the arena space to best exhibit their horses.

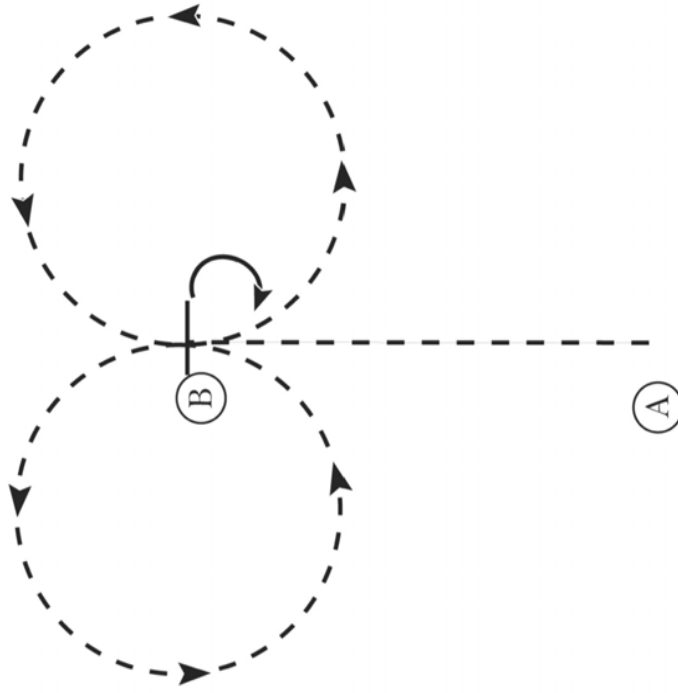
VWB 7400 Amateur Horsemanship



- Be ready at A.
1. Jog from A to B.
  2. Lope a circle to the right at B.
  3. Change leads 1/2 way between B and C.
  4. Lope a circle to the left at C.
  5. Continue to lope to D.
  6. Stop at D and back one horse length.

NOTE: The drawn description of this pattern is only intended for the general depictions of the pattern.  
Contestants should utilize the arena space to best exhibit their horses.

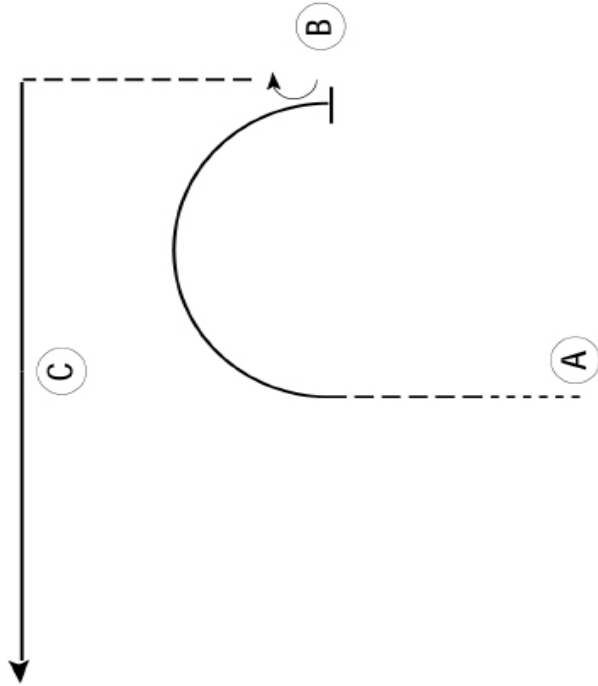
VWB Walk-Trot



1. Jog A to B.
2. Jog a circle to the left around B.
3. Stop at B.
4. Perform a 180° turn to the right.
5. Jog a circle to the left at B.
6. Stop at B.

NOTE: The drawn description of this pattern is only intended for the general depictions of the pattern.  
Contestants should utilize the arena space to best exhibit their horses.

AQHA 4400 Youth Horsemanship  
 AQHA 3400 Novice Amateur Horsemanship

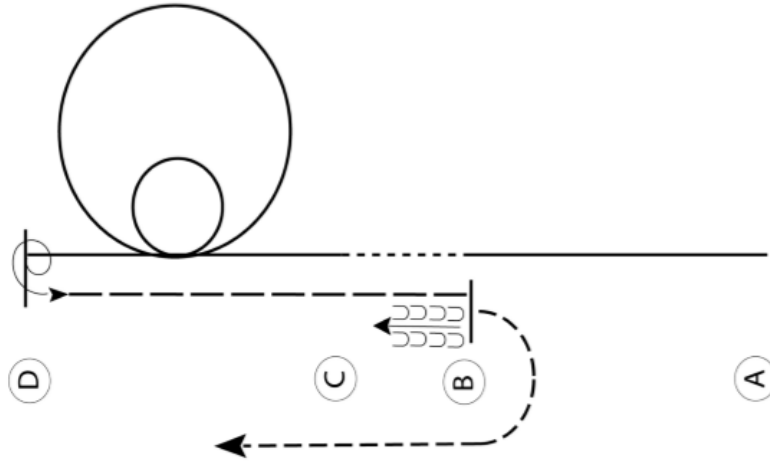


Be ready at A.

1. Walk approximately two horse lengths from A.
  2. Jog halfway to C.
  3. Lope a half circle on the right lead to B.
  4. Stop and perform a 1/2 turn to the right.
  5. Jog until just past C. Jog a square corner left.
  6. Lope on the left lead until even with C.
  7. Continue lope to exit.
- Pattern is over once you passed C at the lope.

NOTE: The drawn description of this pattern is only intended for the general depictions of the pattern. Contestants should utilize the arena space to best exhibit their horses.

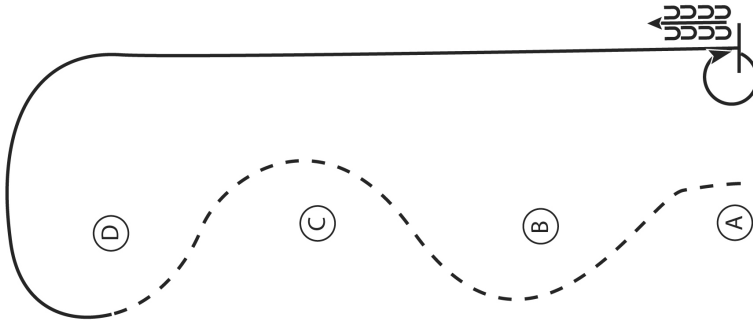
2400 AQHA Amateur Horsemanship



1. Lope left lead from A to B.
2. Walk from B to C.
3. Lope right lead at C.
4. Lope a large fast circle to the right.
5. Lope a small slow circle to the right.
6. At D stop and turn 1 1/2 times on the hindquarters to the left.
7. Extend the jog to B. At B stop and back to C.
8. Jog around B to the exit.

NOTE: The drawn description of this pattern is only intended for the general depictions of the pattern. Contestants should utilize the arena space to best exhibit their horses.

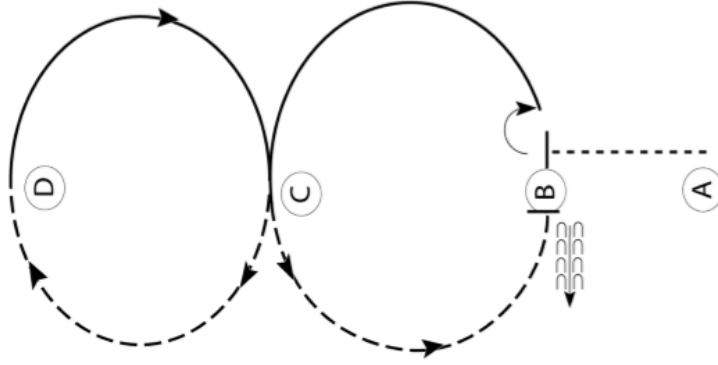
AQHA 4520 Youth Hunt Seat Equitation  
 AQHA 3520 Novice Amateur Hunt Seat Equitation



1. Posting trot around A and B.
2. When between B and C perform a sitting trot around C to D.
3. At d canter on the right lead around D to A.
4. At A stop and perform a 360 degree turn to the right on the hindquarters.
5. Back 4 steps.

NOTE: The drawn description of this pattern is only intended for the general depictions of the pattern. Contestants should utilize the arena space to best exhibit their horses.

AQHA 2520 Amateur Hunt Seat Equitation



- Be ready at A.
1. Walk to B.
  2. Stop at B and perform a 90 degree turn to the right on the forehead.
  3. Canter on the left lead to C.
  4. Posting trot from C to D.
  5. Canter on the right lead from D to C.
  6. Posting trot from C to B.
  7. Stop at B and back one horse length.

NOTE: The drawn description of this pattern is only intended for the general depictions of the pattern. Contestants should utilize the arena space to best exhibit their horses.