

Patternübersicht

Jungpferde

Basis 4	Pattern 3
Basis 5	Pattern 3
Trail 4	Pattern 4
Trail 5	Pattern 5
Reining 4	Pattern 1
Reining 5	Pattern 1

YOUNGSTARS

Reining	Pattern 6
---------	-----------

Western Riding

LK 1/2 Junior	Pattern 8
LK 1 A Senior	Pattern 3
LK 2 A Senior	Pattern 3
LK 1/2 B	Pattern 3
LK 3 A	Pattern 7
LK 3 B	Pattern 7
LK 1/2 Q Junior	Pattern 7
LK 2/1 A-Q Senior	Pattern 4
LK 2/1 B-Q	Pattern 4

Senior Superhorse

LK 1 A	Pattern 3
LK 1/2 B	Pattern 3
LK 2 A	Pattern 3
LK 2/1 A-Q	Pattern 1
LK 2/1 B-Q	Pattern 1

Reining

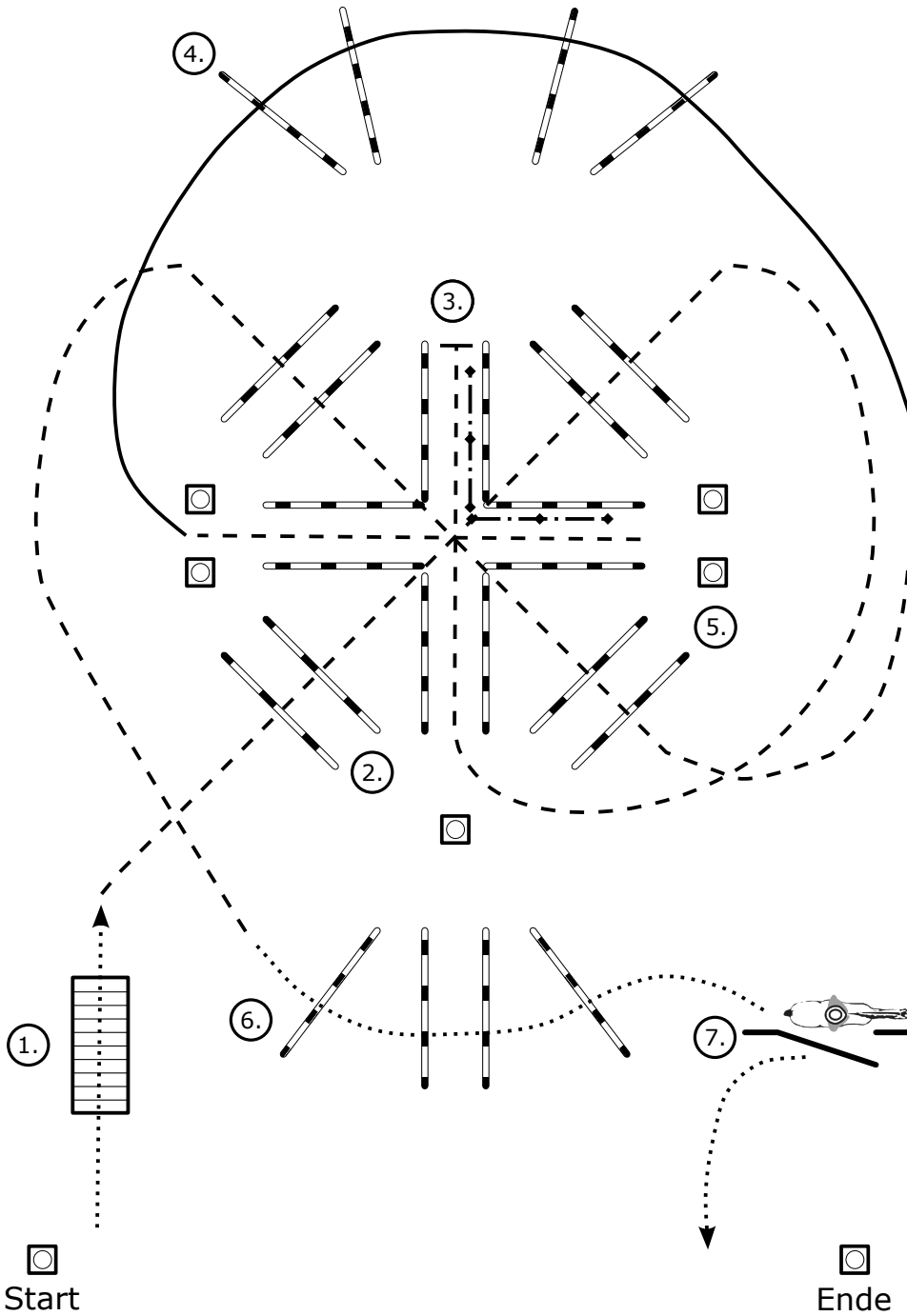
LK 1 Junior	Pattern 11
LK 2 Junior	Pattern 11
LK 1 A Senior	Pattern 1
LK 2 A Senior	Pattern 1
LK 1/2 B	Pattern 6
LK 3 A	Pattern 5
LK 3 B	Pattern 5
LK 4	Pattern 14
LK 1/2 Q Junior	Pattern 4
LK 2/1 A-Q Senior	Pattern 2
LK 2/1 B-Q	Pattern 4
FN Junioren	Pattern 5
FN Junge Reiter	Pattern 6
FN Senioren	Pattern 11

Ranch Riding

LK 1 Junior	Pattern 13
LK 2 Junior	Pattern 13
LK 1 A Senior	Pattern 5
LK 2 A Senior	Pattern 5
LK 1/2 B	Pattern 5
LK 3 A	Pattern 4
LK 3 B	Pattern 4
LK 4	Pattern 15
LK 5	Pattern 15
LK 1/2 Q Junior	Pattern 1
LK 2/1 A-Q Senior	Pattern 2
LK 2/1 B-Q	Pattern 1



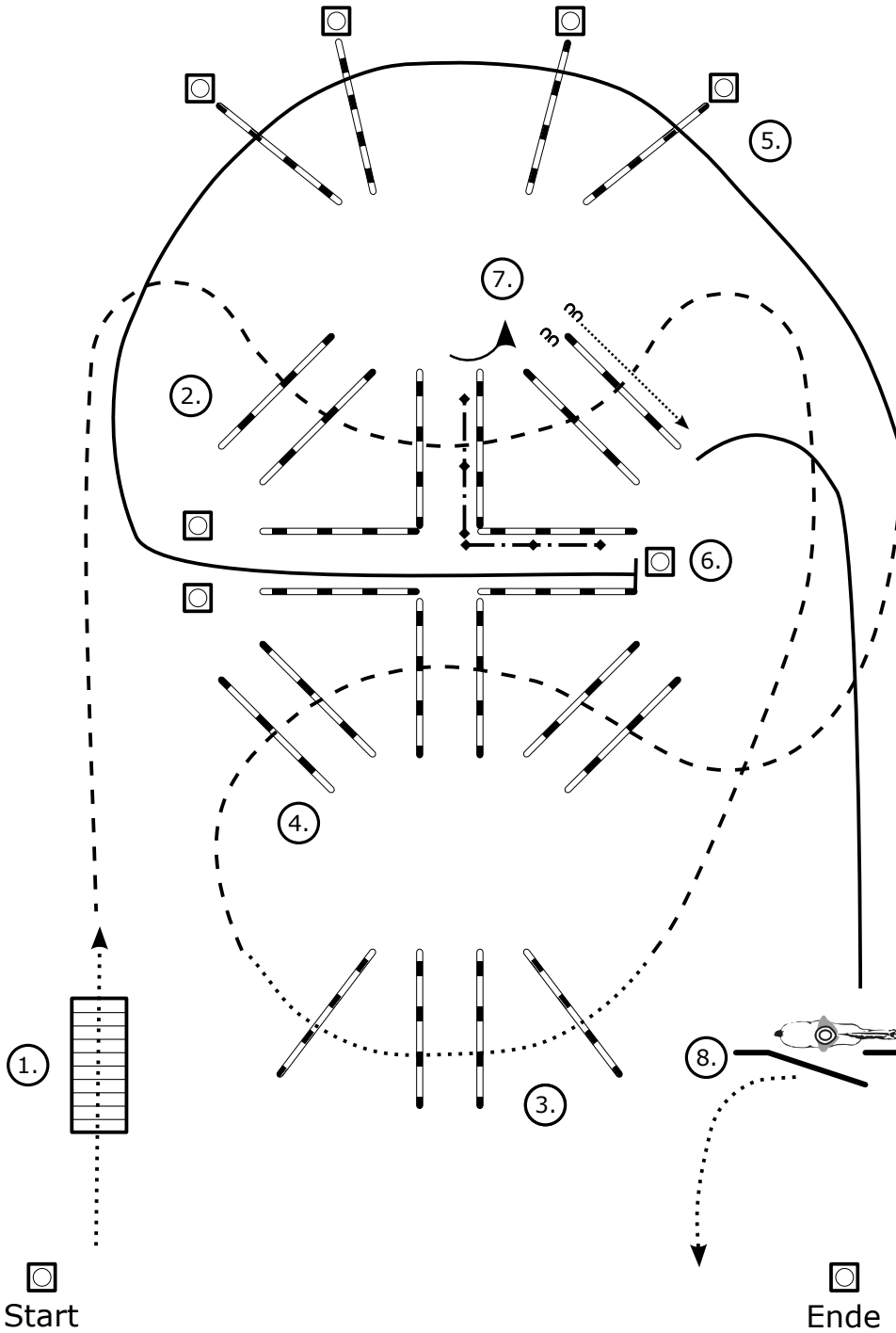
Trail Horse LK 1/2 Junior



1. Brücke
2. Jog Over
3. Jog In, Back Up,
Jog Out
4. Lope Over
5. Jog Over
6. Walk Over
7. Tor

- Walk
- - - - - Jog
- Lope
- ◄- - - - - Backup
- no> Sidepass
- X — Lead Change

Trail Horse LK 1 A Senior / LK 2 A Senior

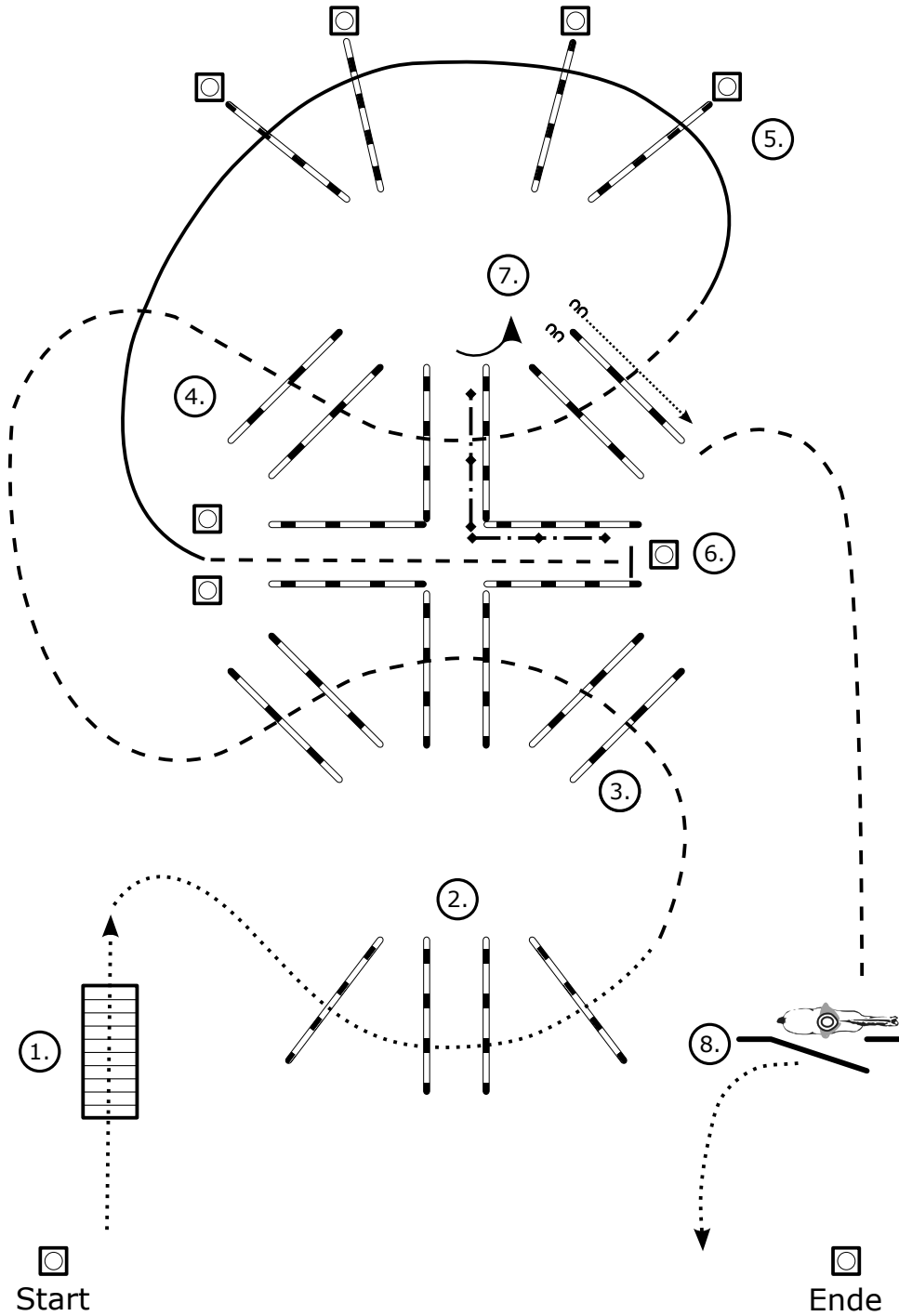


1. Brücke
2. Jog Over
3. Walk over
4. Jog Over
5. Lope Over
6. Lope In, Back Up, 90° HHW links
7. Sidepass rechts
8. Tor

- Walk
- - - - - Jog
- Lope
- ◆ - - - ◆ Backup
- m> Sidepass
- X — Lead Change

EWU A/Q - C Turnier
 Meckesheim
 25.- 28.05.2017

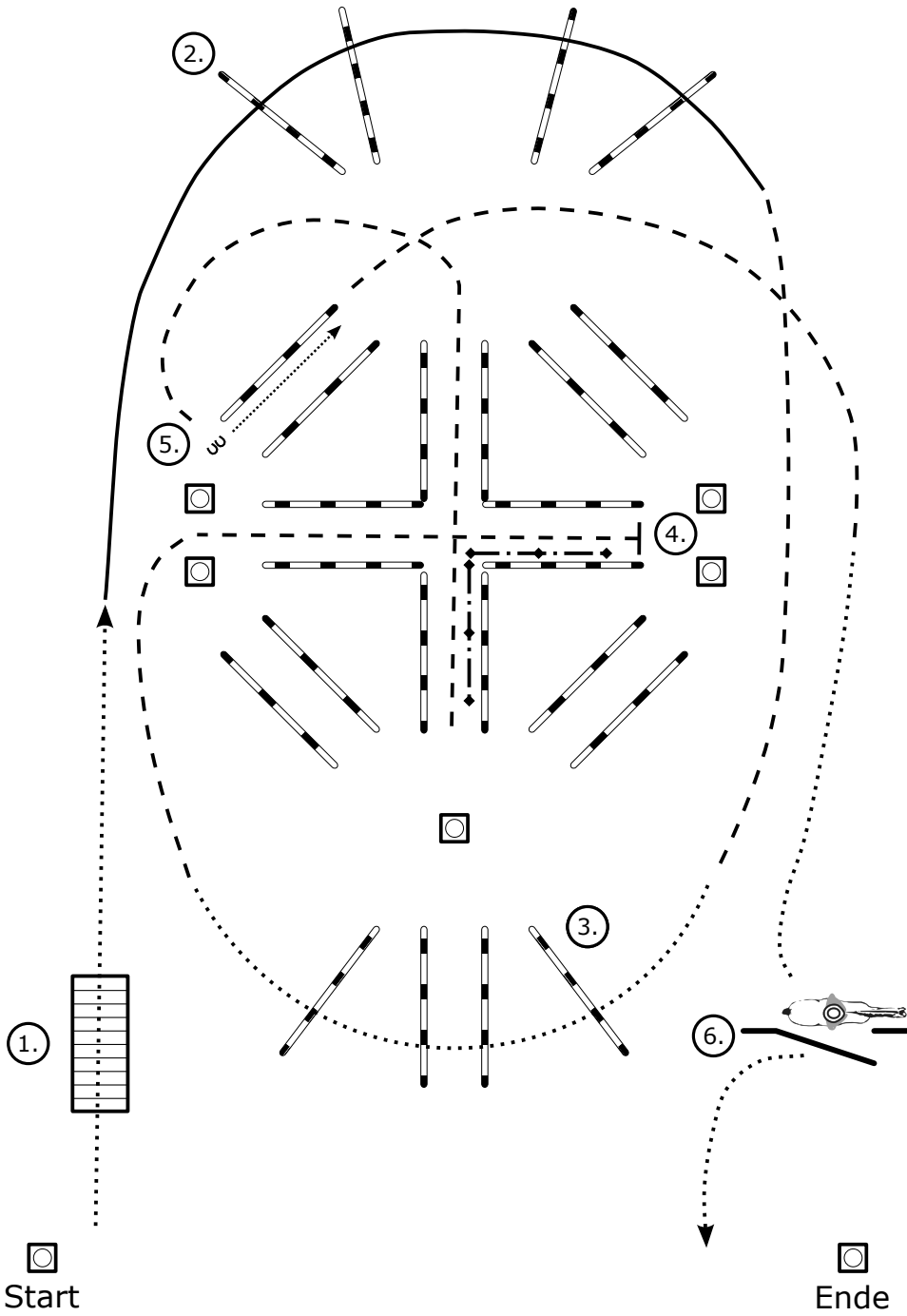
Trail Horse LK 1/2 B



1. Brücke
2. Walk Over
3. Jog over
4. Jog Over
5. Lope Over
6. Jog In, Back Up,
90° HHW links
7. Sidepass rechts
8. Tor

- Walk
- - - - - Jog
- Lope
- ◆ - - - ◆ Backup
- m> Sidepass
- X — Lead Change

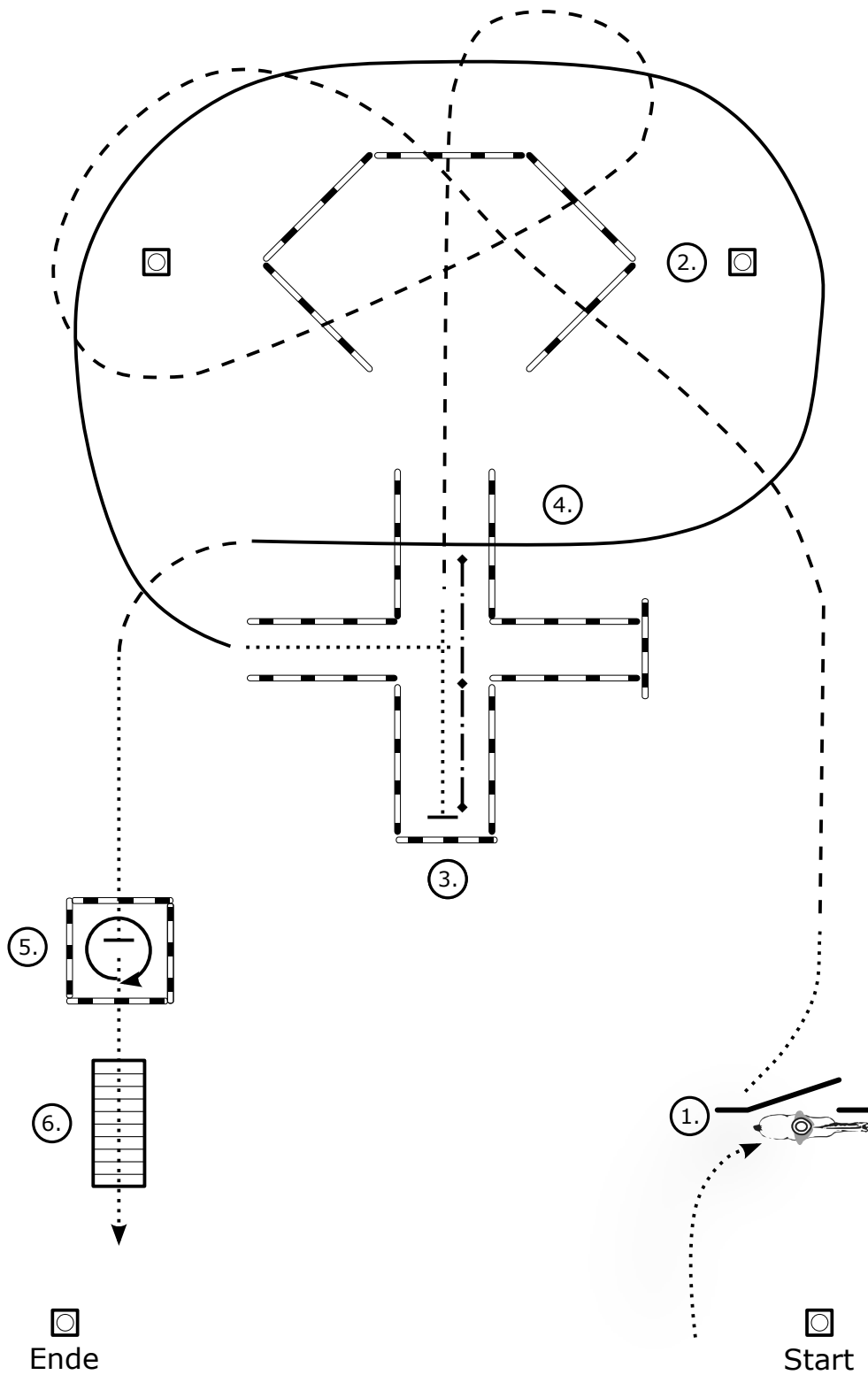
Trail Horse LK 3 A / LK 3 B



1. Brücke
2. Lope Over
3. Walk Over
4. Jog In, Back Up,
Jog Out
5. Sidepass links
6. Tor

- Walk
- - - - - Jog
- Lope
- ◄- - - - - Backup
- nn> Sidepass
- X — Lead Change

Trail Horse LK 4

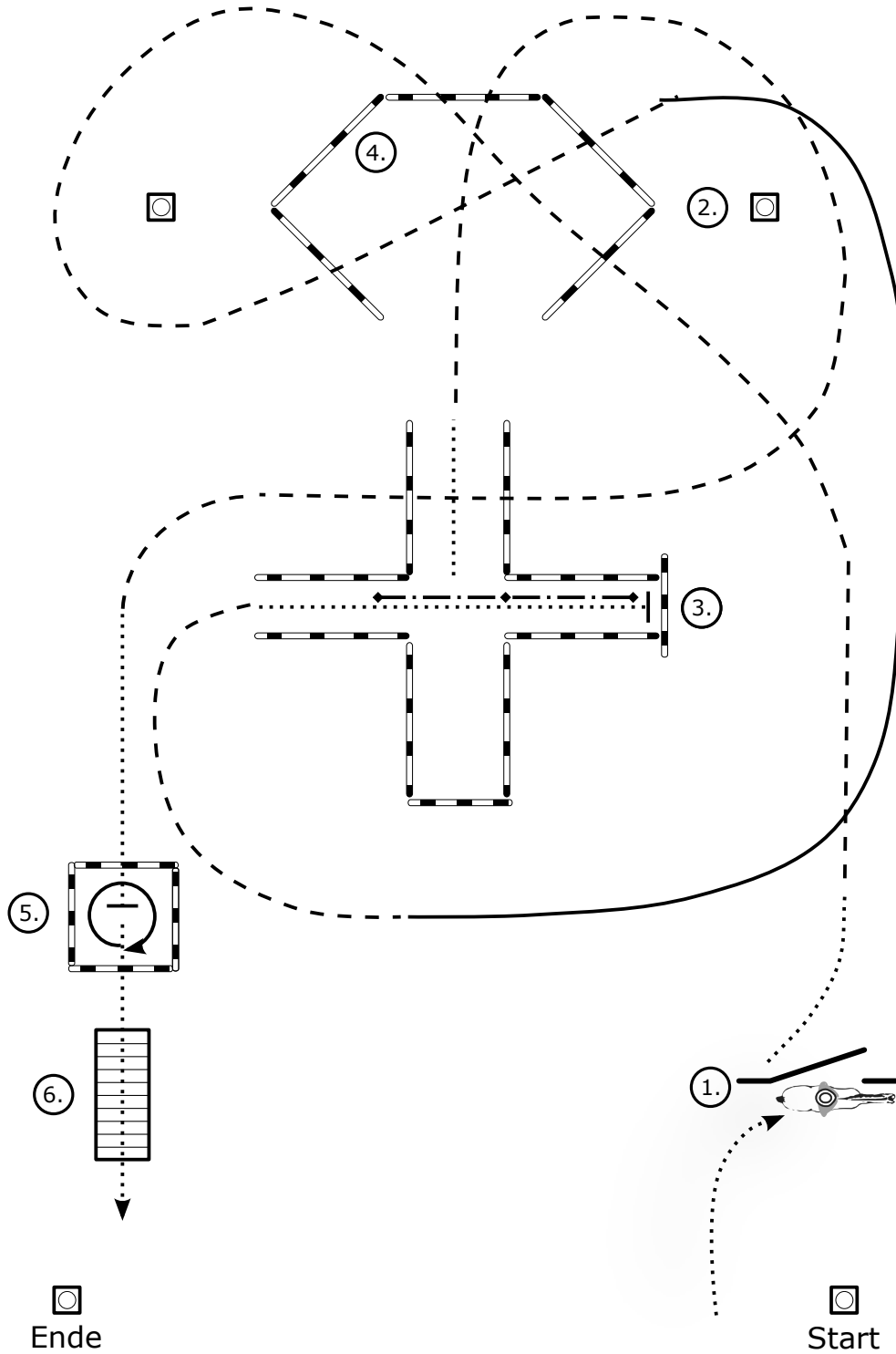


1. Tor
2. Jog Over
3. Walk In, Back Up,
Walk Out
4. Lope Over
5. Walk In Box,
360° Drehung rechts,
Walk Out Box
6. Brücke

- Walk
- - - - - Jog
- Lope
- ◆ - - - ◆ Backup
- ↔ Sidepass
- ⌘ Lead Change

EWU A/Q - C Turnier
 Meckesheim
 25.- 28.05.2017

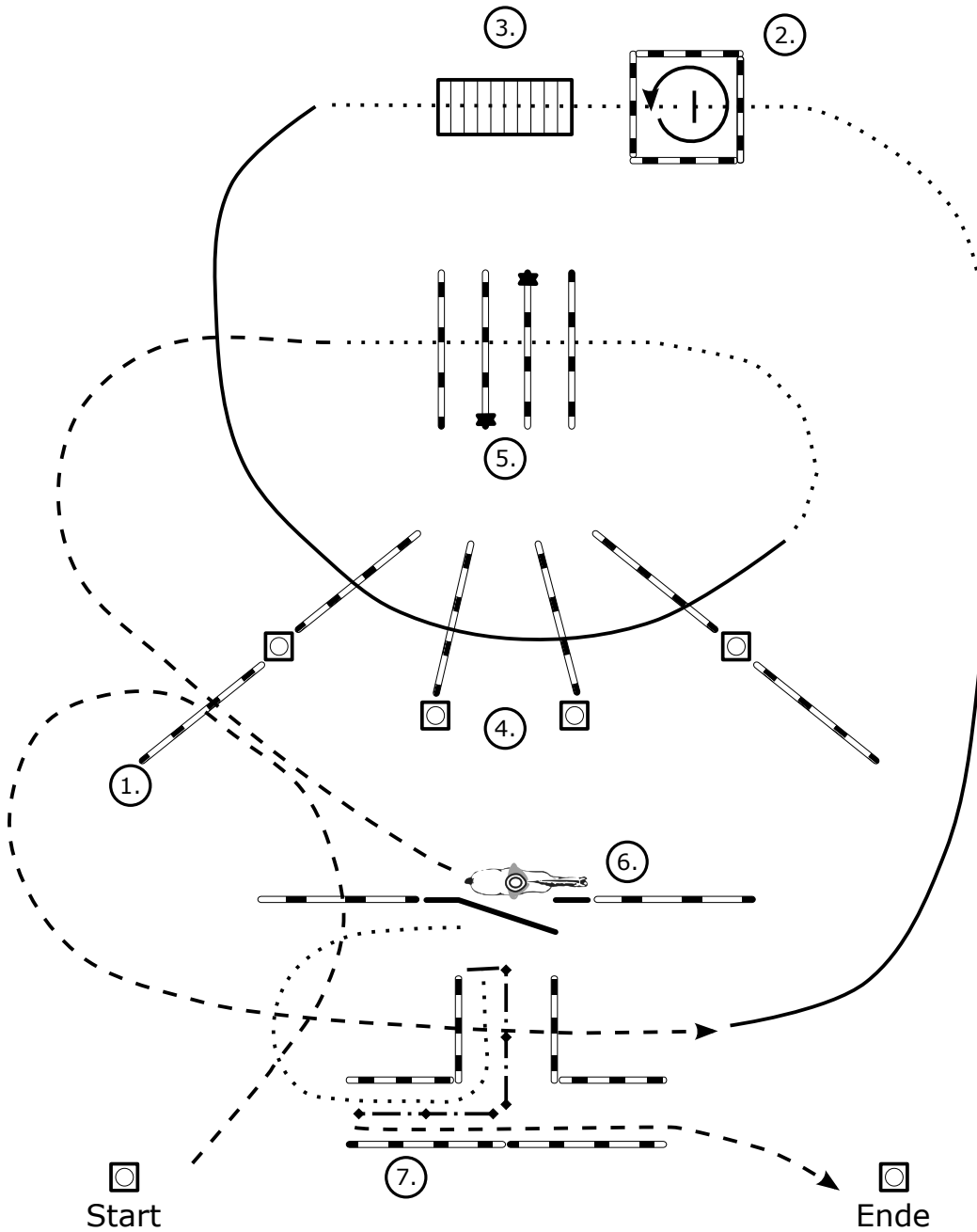
Trail Horse LK 5



1. Tor
2. Jog Over
3. Walk In, Back Up, Walk Out
4. Jog Over
5. Walk In Box, 360° Drehung rechts, Walk Out Box
6. Brücke

- Walk
- - - - - Jog
- Lope
- ◆ - - - ◆ Backup
- Sidepass
- X — Lead Change

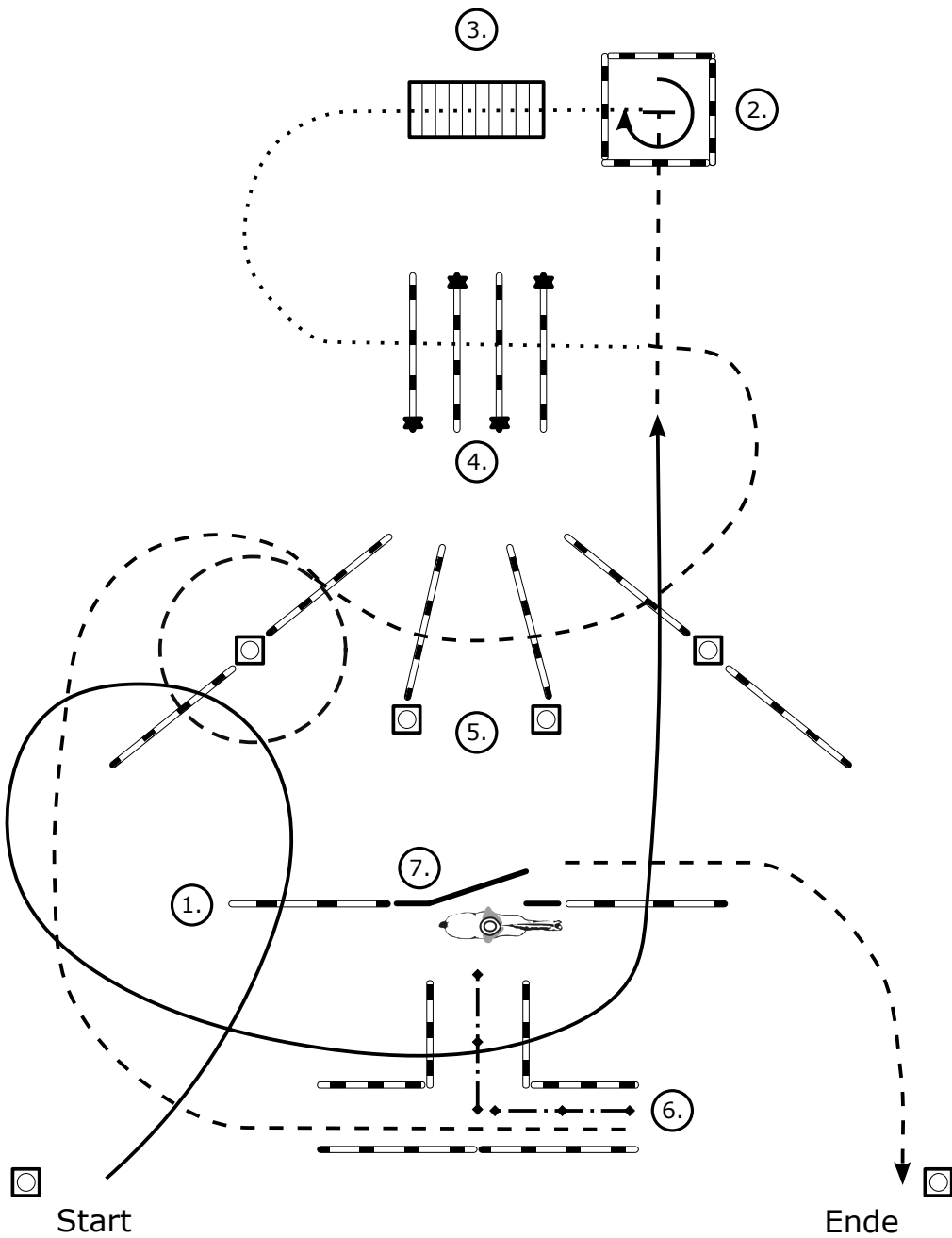
Trail Horse LK 1/2 Q Junior



1. Jog Over
2. Walk In, 360° links
3. Brücke
4. Lope Over
5. Walk Over
6. Tor
7. Walk In, Back Up
Jog Out

- Walk
- - - - - Jog
- Lope
- ◆ - - - ◆ Backup
- no> Sidepass
- X — Lead Change

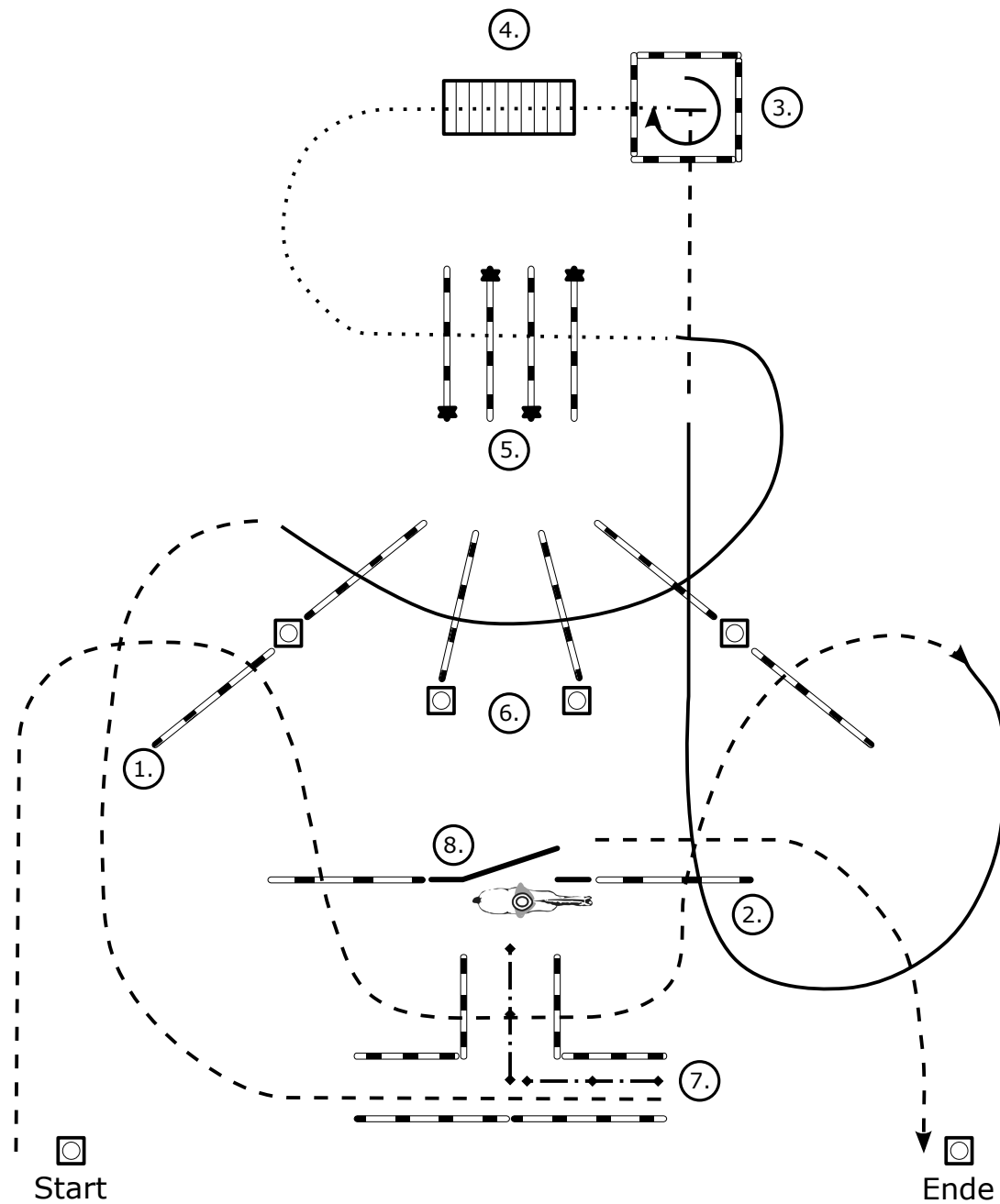
Trail Horse LK 2/1 A-Q Senior



1. Lope Over
2. Jog In, 270° rechts
Walk Out
3. Brücke
4. Walk Over
5. Jog Over
6. Jog In, Back Up
7. Tor

- Walk
- - - - - Jog
- Lope
- ◄- - - - - Backup
- on> Sidepass
- X — Lead Change

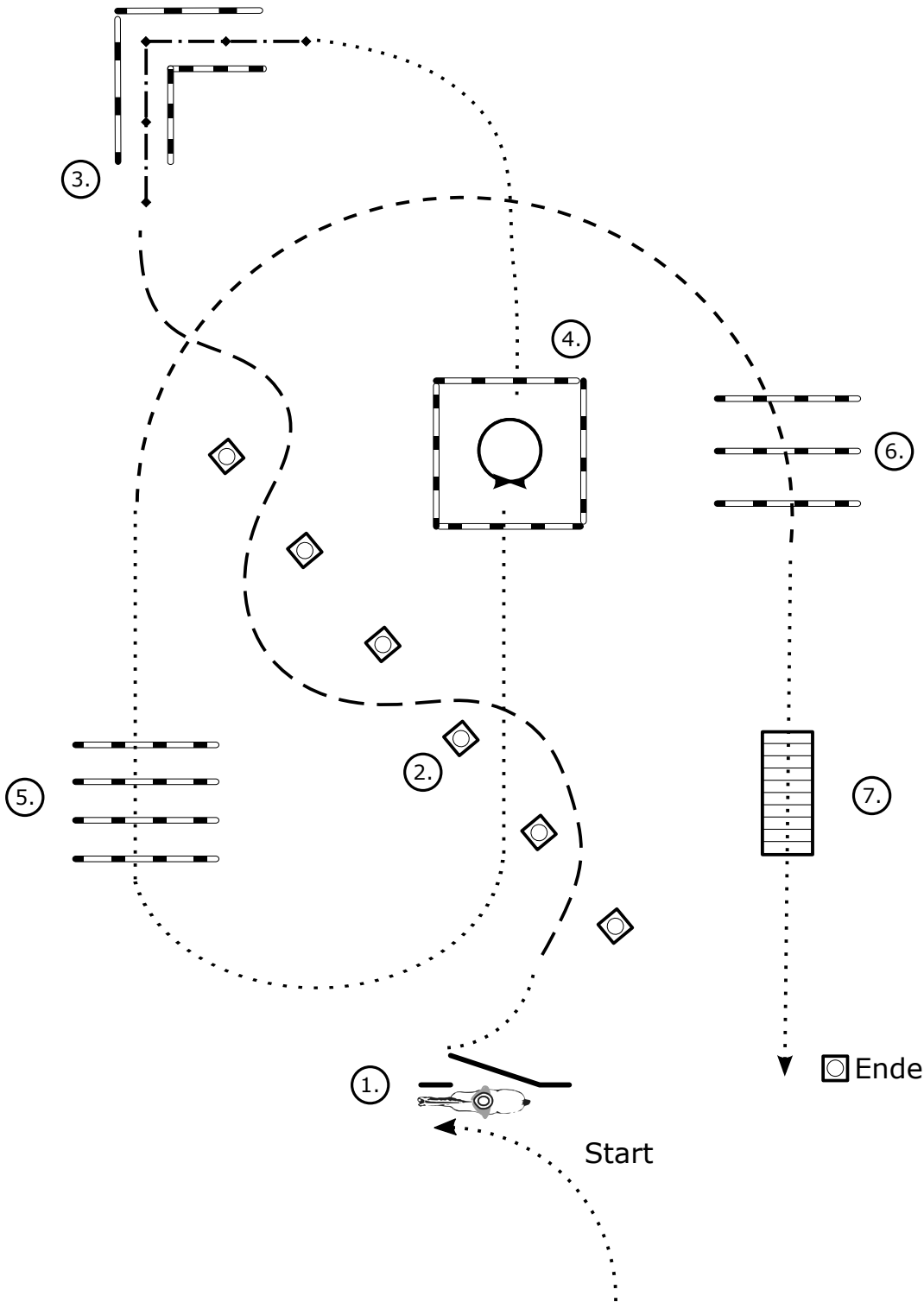
Trail Horse LK 2/1 B-Q



1. Jog Over
2. Lope Over
3. Jog In, 270° rechts
Walk Out
4. Brücke
5. Walk Over
6. Lope Over
7. Jog In, Back Up
8. Tor

- Walk
- - - - - Jog
- Lope
- ◆ - - - ◆ Backup
- on> Sidepass
- X — Lead Change

Trail Horse Walk Trot Jugend

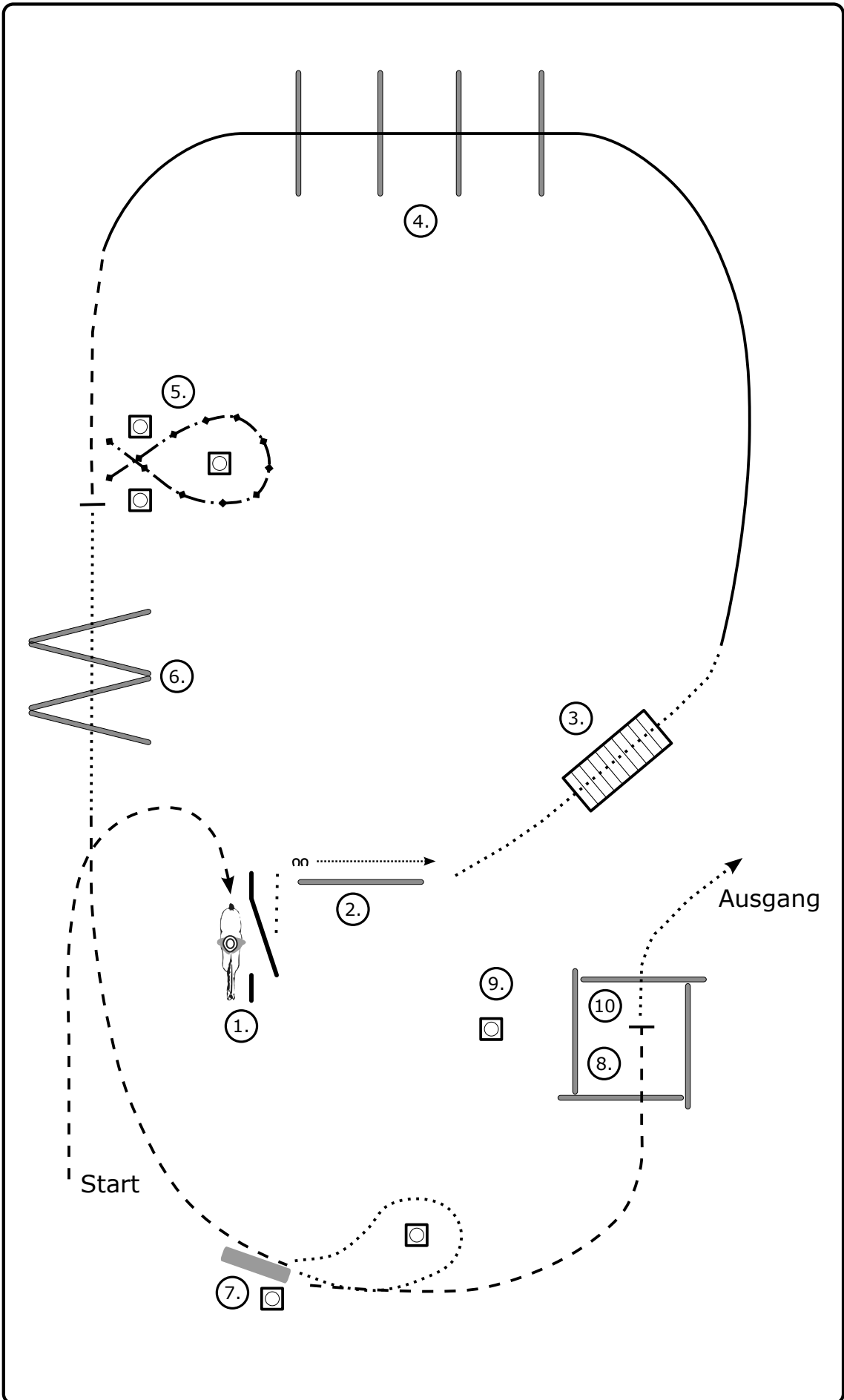


1. Tor
2. Trab (Slalom)
3. Rückwärtsrichten
4. 360° Drehung,
rechts oder links
5. Schritstangen
6. Trabstangen
7. Brück,
im Schritt zum Ausgang

- Walk
- - - - - Jog
- Lope
- ◆ - - - ◆ Backup
- ○ Sidepass
- X — Lead
Change

EWU A/Q - C Turnier
 Meckesheim
 25.- 28.05.2017

Ranch Trail LK 1-2

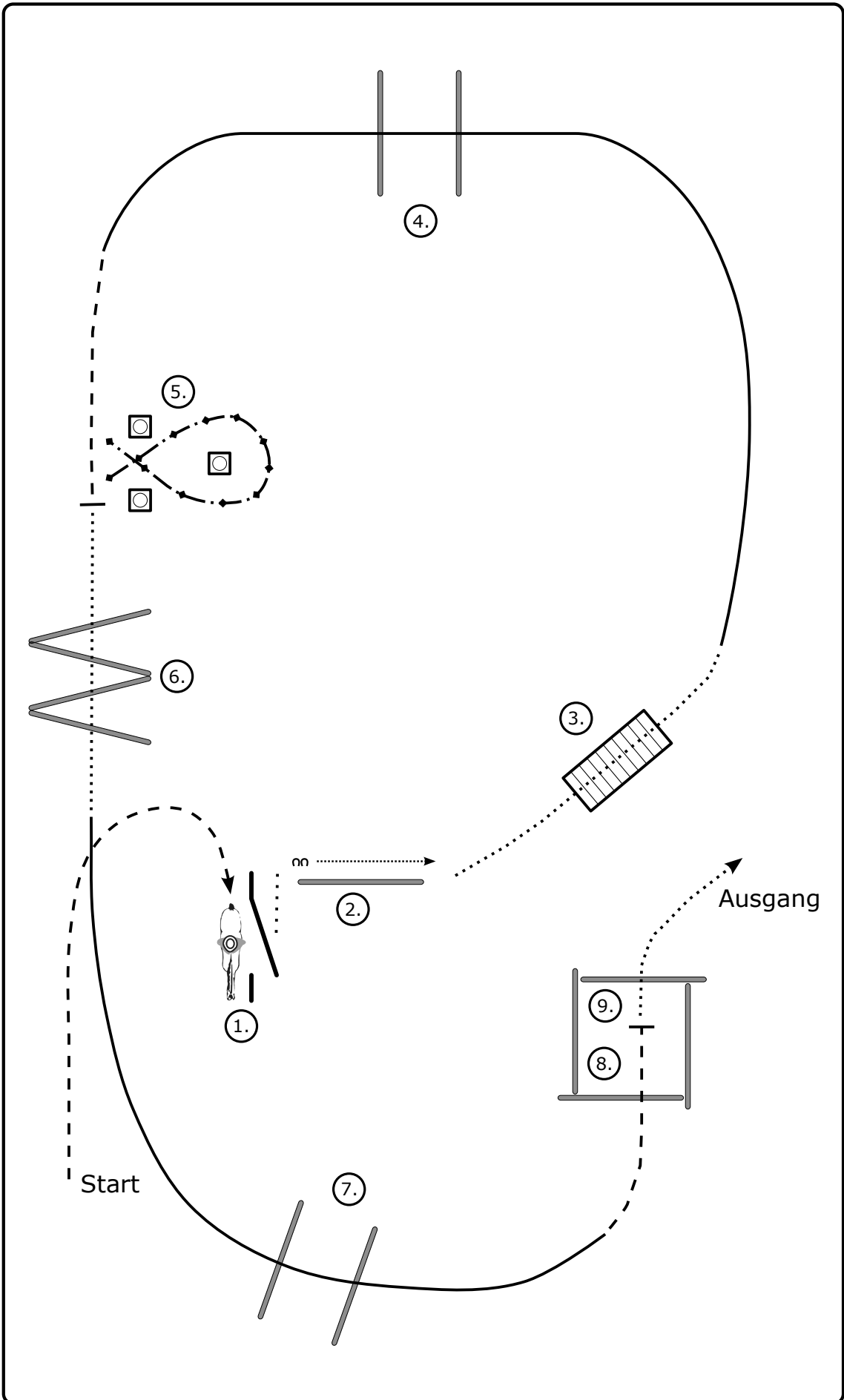


1. Tor
2. Seitwärts rechts
3. Brücke
4. Lope Over
5. Back Up
6. Walk Over
7. Log Drag
8. Ground Tie
9. Regenmantel anziehen
10. Aufsitzen, Walk Out

- Walk
- - - - - Jog
- Lope
- ◆ - - - ◆ Backup
- no> Sidepass
- X — Lead Change

EWU A/Q - C Turnier
 Meckesheim
 25.- 28.05.2017

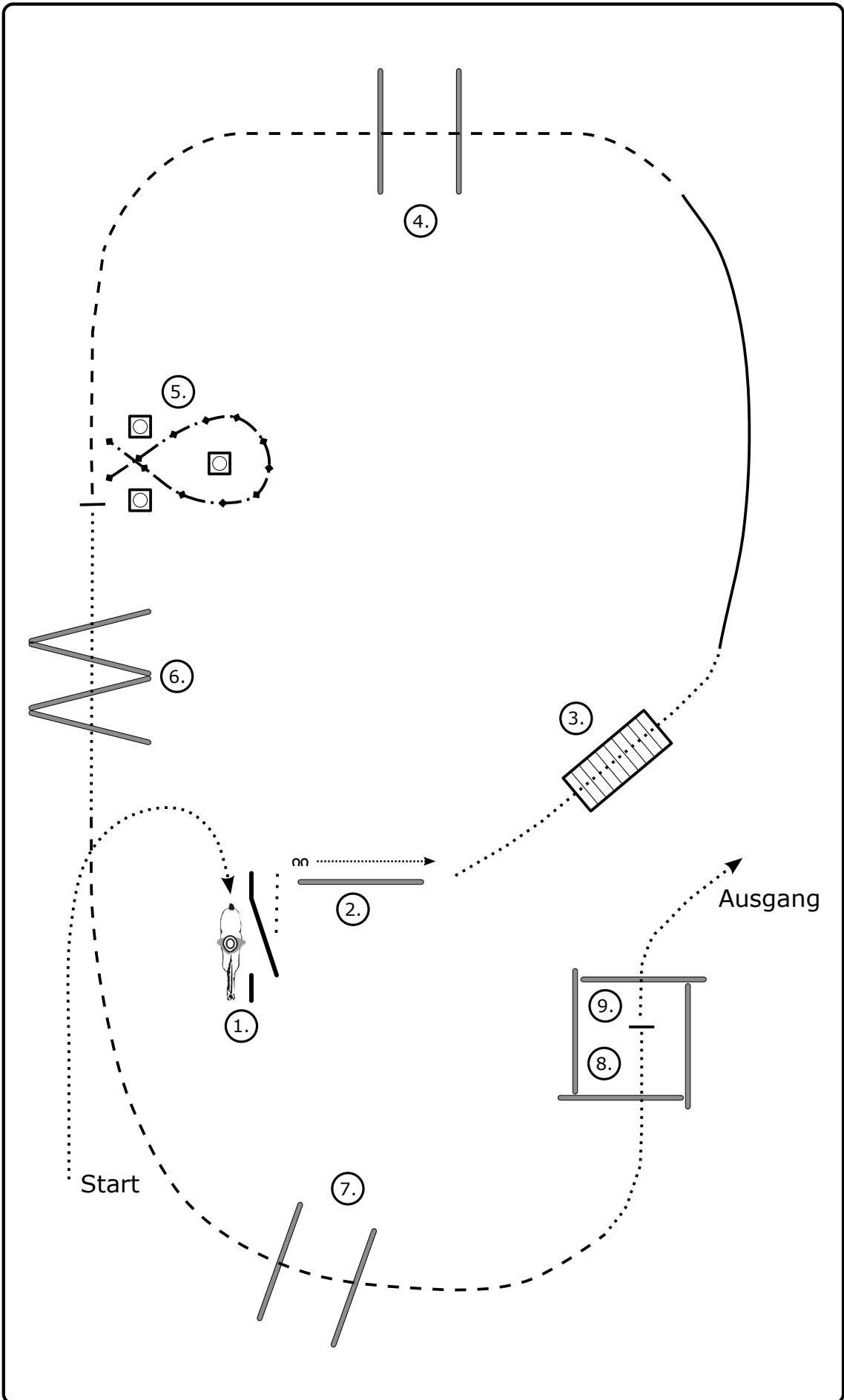
Ranch Trail LK 3



1. Tor
2. Seitwärts rechts
3. Brücke
4. Lope Over
5. Back Up
6. Walk Over
7. Lope Over
8. Absitzen
Hufe hochheben
9. Aufsitzen, Walk Out

- Walk
- - - - - Jog
- Lope
- ◄- - - - - Backup
- nn> Sidepass
- X——— Lead Change

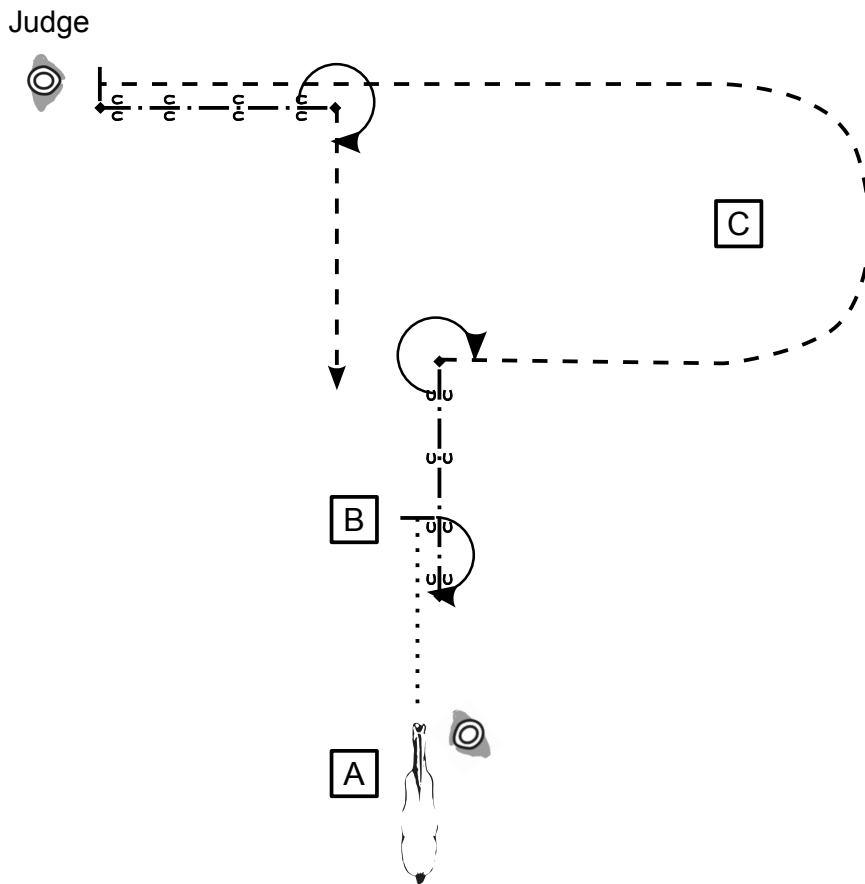
Ranch Trail LK 4-5



1. Tor
2. Seitwärts rechts
3. Brücke
4. Jog Over
5. Back Up
6. Walk Over
7. Jog Over
8. Absitzen
Hufe hochheben
9. Aufsitzen, Walk Out

- Walk
- - - - - Jog
- Lope
- ◄- - - - - Backup
- nn> Sidepass
- X——— Lead Change

Showmanship at Halter LK 1

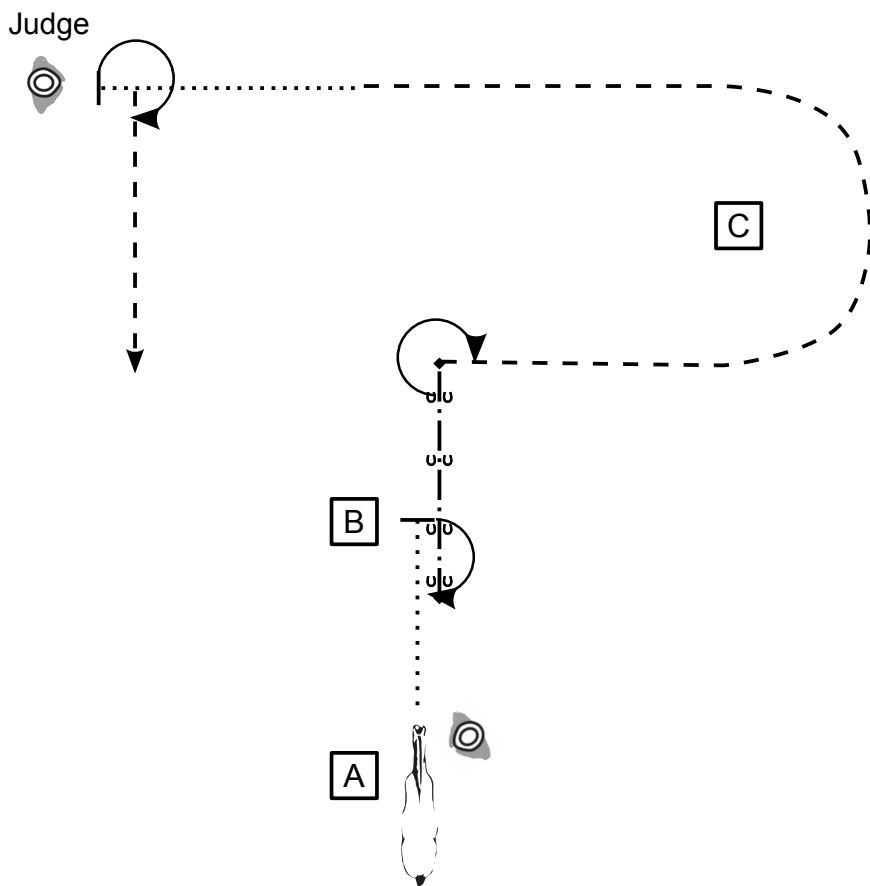


Set Up bei A

1. Walk bis B - Stop
2. 180° Drehung
3. Back Up ca. 1 Pferdelänge
4. 270° Drehung
5. Jog um C zum Richter - Stop
6. Set Up
7. Back Up ca. 1 Pferdelänge
8. 270° Drehung
 Jog in die Warm Up Area

- A** Marker
 Walk
 - - - - - Jog
 - - - - - ext. Jog
 ←↻→ ↻ ↻↻ Back Up

Showmanship at Halter LK 2

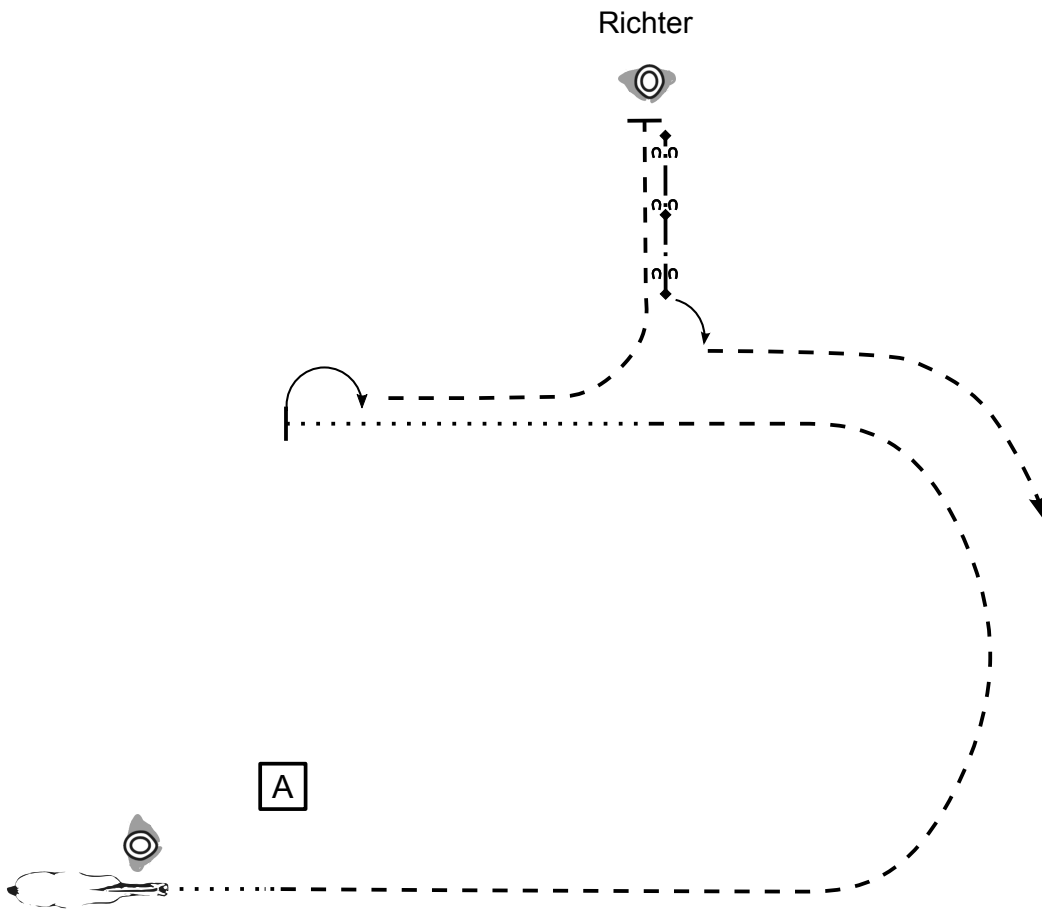


Set Up bei A

1. Walk bis B - Stop
2. 180° Drehung
3. Back Up ca. 1 Pferdelänge
4. 270° Drehung
5. Jog um C, Walk zum Richter - Stop
6. Set Up
7. 270° Drehung
Jog in die Warm Up Area

- A** Marker
 Walk
 - - - - - Jog
 - - - - - ext. Jog
 ←↻→ ↻ → ↻ Back Up

Showmanship at Halter LK 3

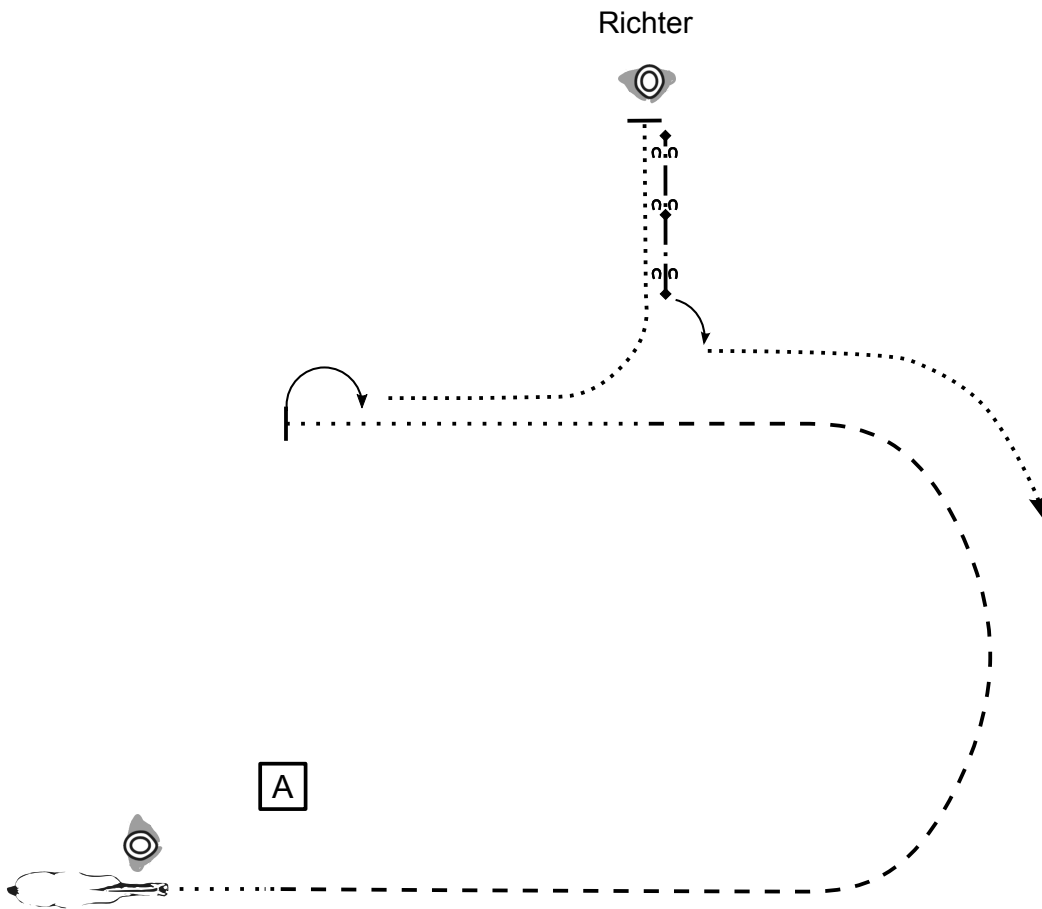


Set Up vor A

1. Walk bis A
2. einen halben Zirkel im Jog bis auf Höhe des Richters
3. Walk bis auf Höhe A - Stop
4. 180° Drehung
5. Jog bis zum Richter - Stop
6. Set Up
7. Back Up
8. 90° Drehung
 Jog in die Warm Up Area

- A Marker
 Walk
 - - - - - Jog
 - - - - - ext. Jog
 ← 3 → 3 → 3 → Back Up

Showmanship at Halter LK 4/5

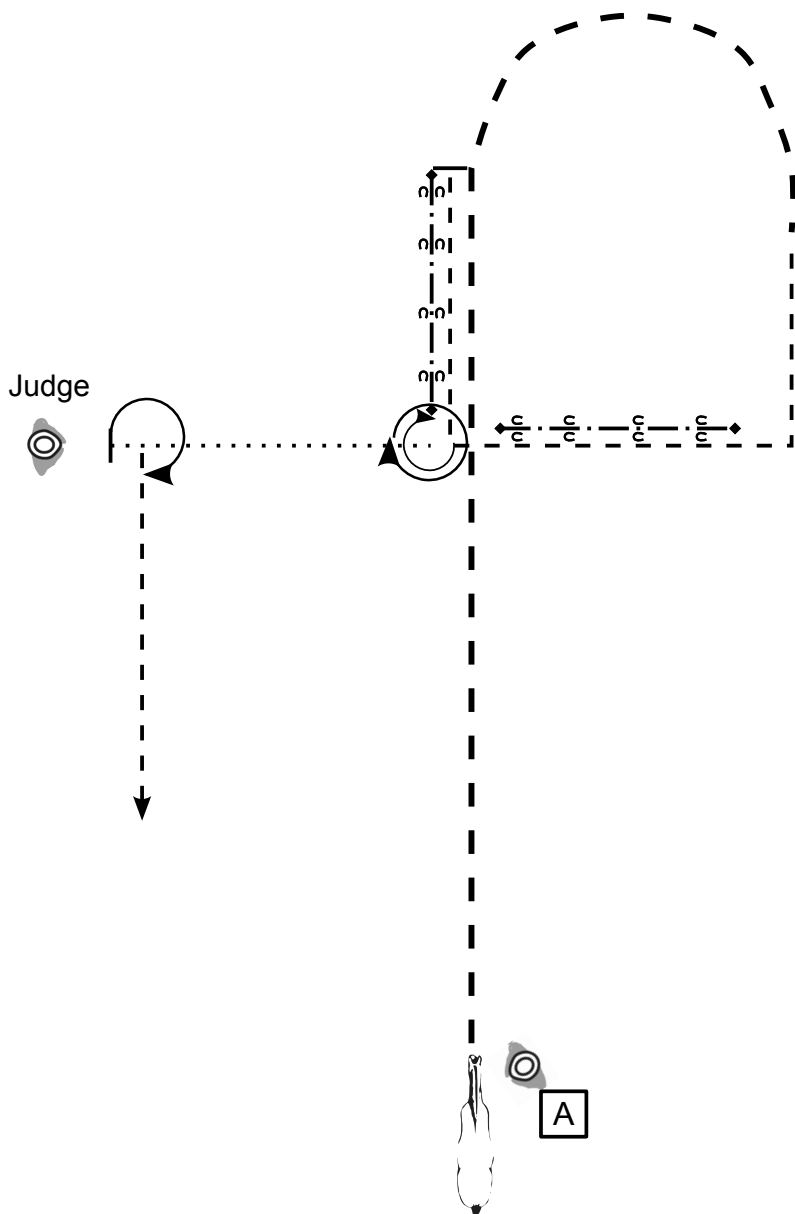


Set Up vor A

1. Walk bis A
2. einen halben Zirkel im Jog bis auf Höhe des Richters
3. Walk bis auf Höhe A - Stop
4. 180° Drehung
5. Walk bis zum Richter - Stop
6. Set Up
7. Back Up
8. 90° Drehung
 Walk in die Warm Up Area

- A Marker
 Walk
 - - - - - Jog
 - - - - - ext. Jog
 ← 3 → → 3 → → 3 → Back Up

Showmanship at Halter LK 1/2 Q

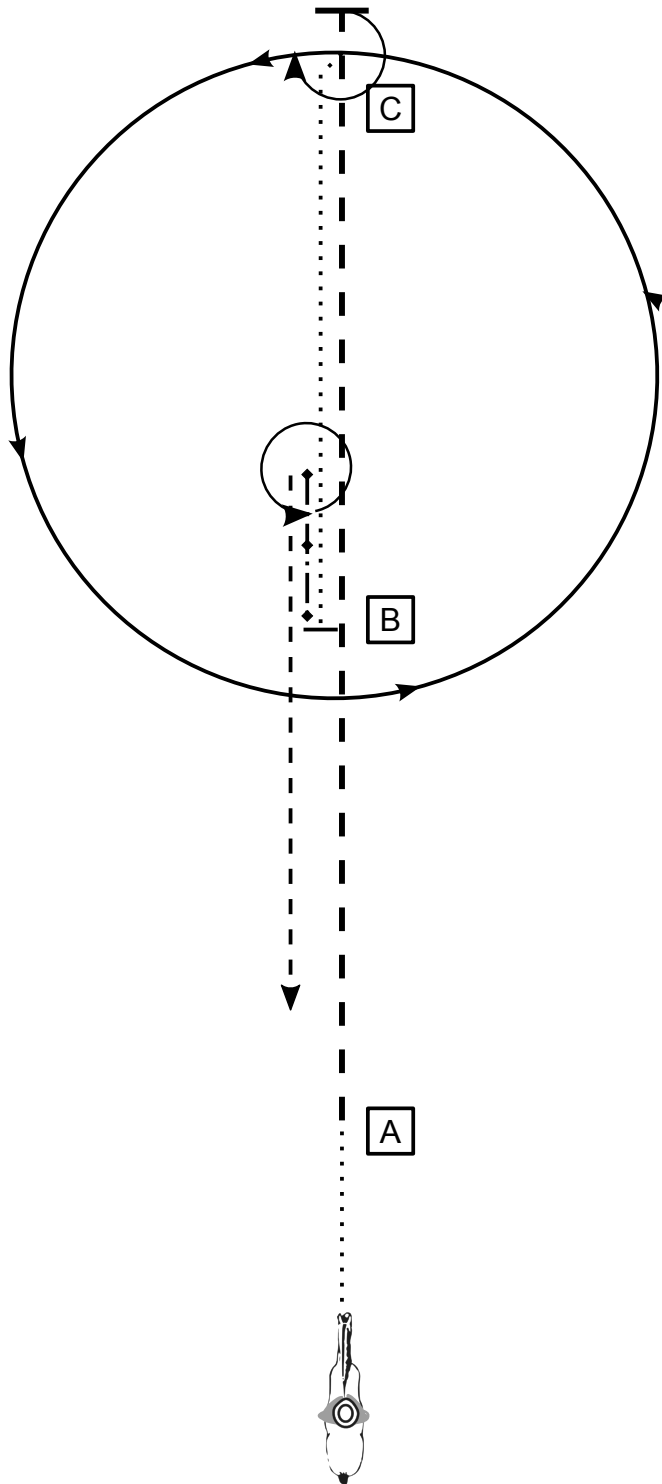


Set Up bei A

1. Ext. Jog inkl. eines Bogens
2. Jog inkl. 2 "square corners" Stop
3. Back Up bis auf Höhe des Richters
4. 630° Drehung
5. Back Up ca. 2 Pferdelängen
6. Walk zum Richter - Stop
7. Set Up
8. 270° Turn
Jog in die Warm Up Area

- A** Marker
 Walk
 - - - - - Jog
 - - - - - ext. Jog
 ← ↻ → ↻ ↻ ↻ Back Up

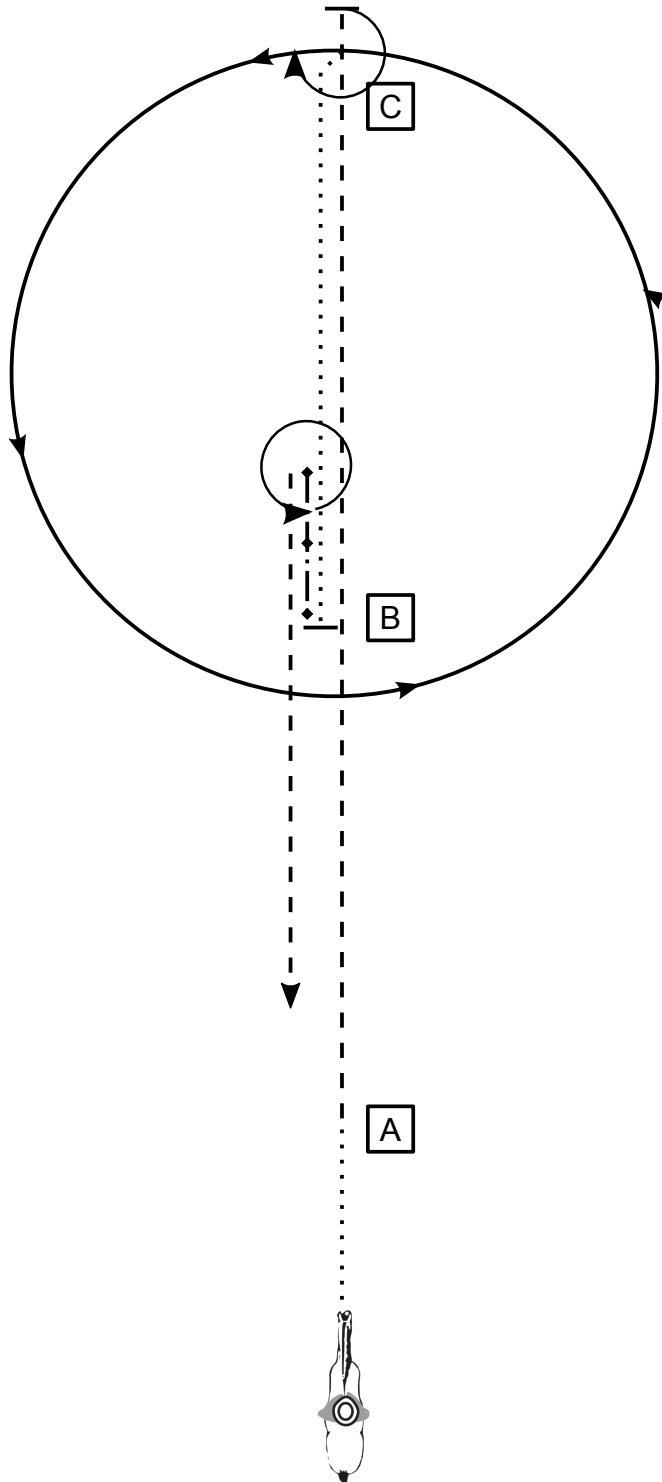
Western Horsemanship LK 1 A / LK 2 A



1. Schritt bis A
2. ext. Trab bis hinter C - Stop
3. 270° Drehung rechts
4. sofort angaloppieren
Galoppzirkel links
5. bei C Schritt bis B - Stop
6. Rückwärts
7. 360° Drehung links
Trab in Warm Up Bereich

[A]	Marker
.....	Walk
- - - - -	Jog
- - - - -	ext. Jog
—————	Lope
—————	ext. Lope
◄- - - - -►	Backup
on>	Sidepass
—————X	Lead Change

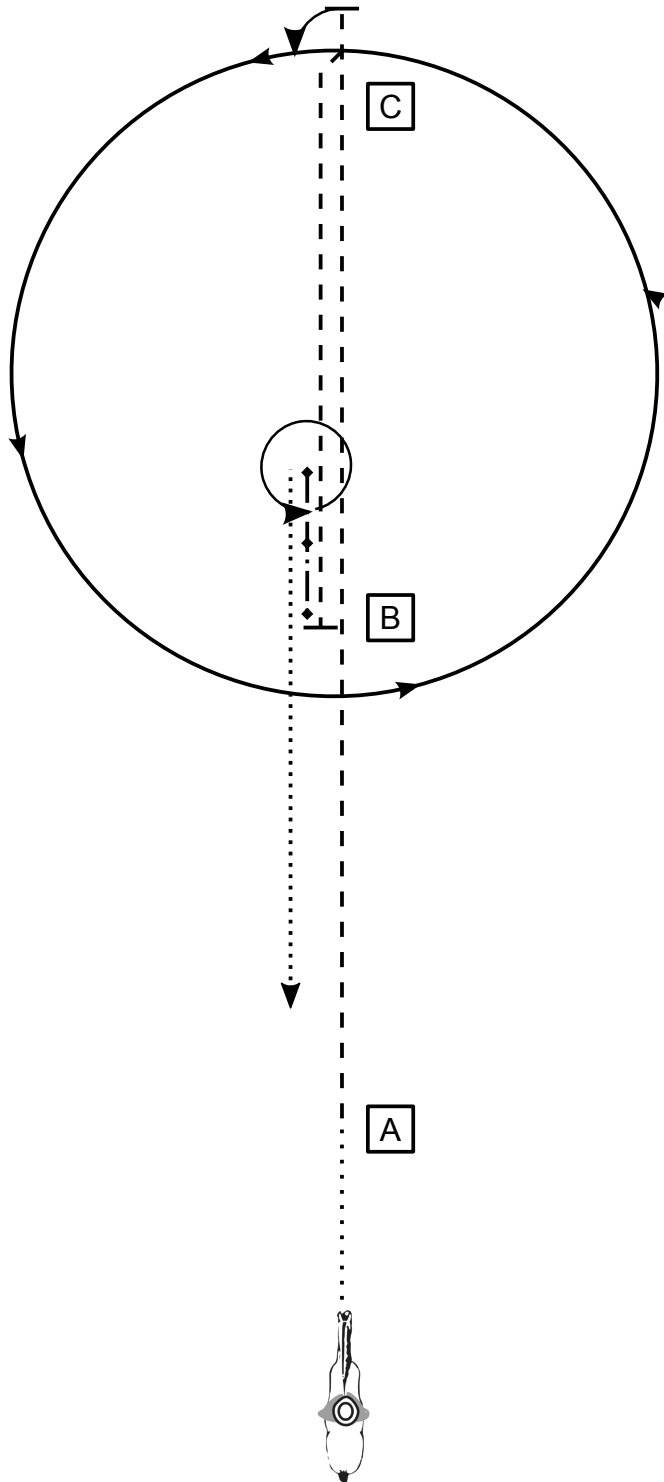
Western Horsemanship LK 1/2 B



1. Schritt bis A
2. Trab bis hinter C - Stop
3. 270° Drehung rechts
4. Galoppzirkel (links)
5. bei C Schritt bis B - Stop
6. Rückwärts
7. 360° Drehung links
 Trab in Warm Up Bereich

A	Marker
.....	Walk
- - - - -	Jog
- - - - -	ext. Jog
—————	Lope
—————	ext. Lope
◄- - - - -►	Backup
on→	Sidepass
—————X—————	Lead Change

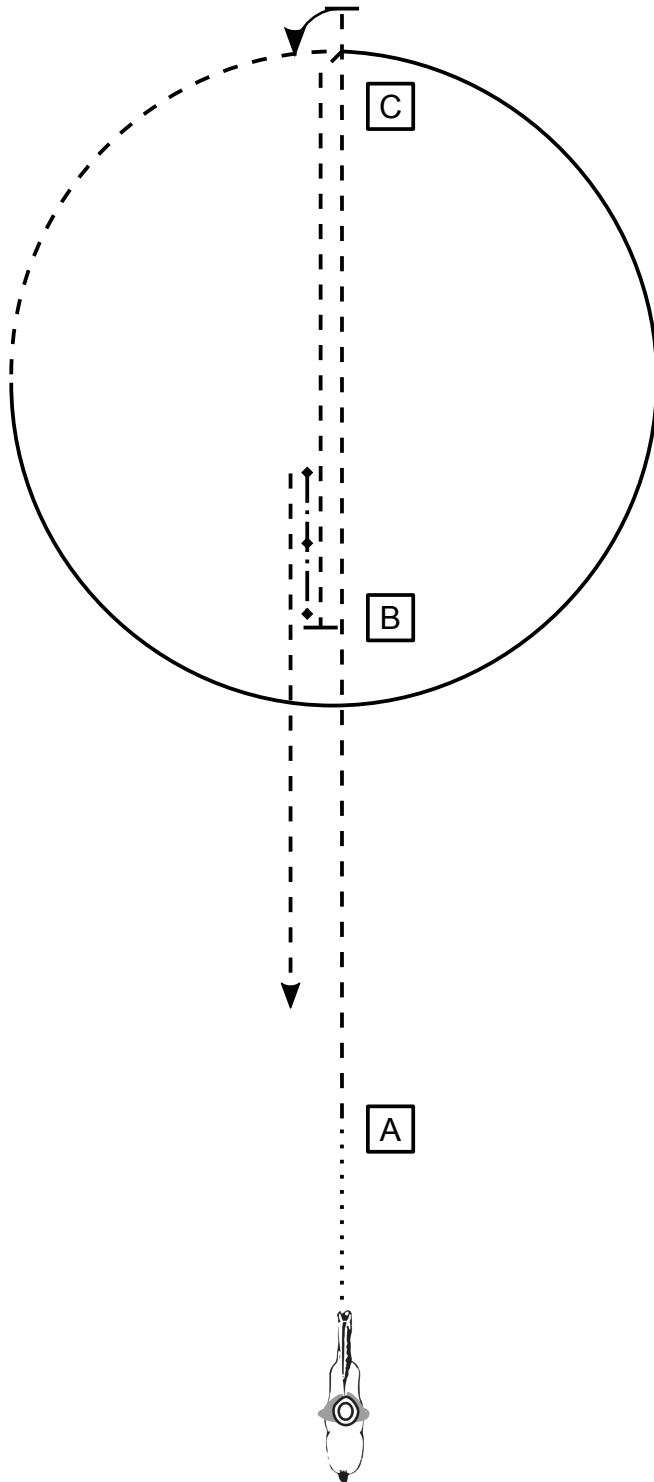
Western Horsemanship LK 3 A / LK 3 B



1. Schritt bis A
2. Trab bis hinter C - Stop
3. 90° Drehung links
4. Galoppzirkel (links)
5. bei C Trab bis B - Stop
6. Rückwärts
7. 360° Drehung links
 Schritt in Warm Up Bereich

A	Marker
.....	Walk
- - - - -	Jog
- - - - -	ext. Jog
—————	Lope
—————	ext. Lope
◄-----◇	Backup
on→	Sidepass
—————X—————	Lead Change

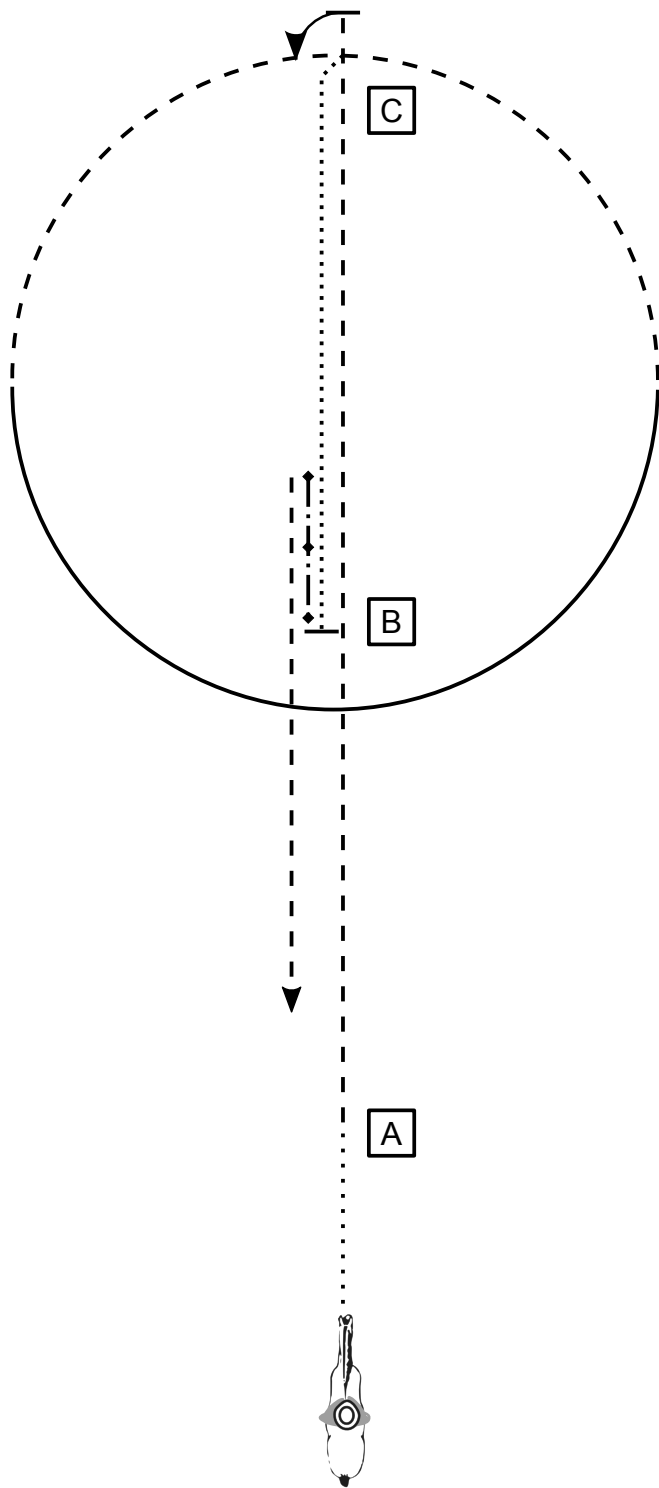
Western Horsemanship LK 4



1. Schritt bis A
2. Trab bis hinter C - Stop
3. 90° Drehung links
4. Trab (1/4 Zirkel)
Linksgalopp (3/4 Zirkel)
5. bei C Trab bis B - Stop
6. Rückwärts
Trab in Warm Up Bereich

A	Marker
.....	Walk
- - - - -	Jog
- - - - -	ext. Jog
—————	Lope
—————	ext. Lope
◄- - - - ->	Backup
on>	Sidepass
————— X	Lead Change

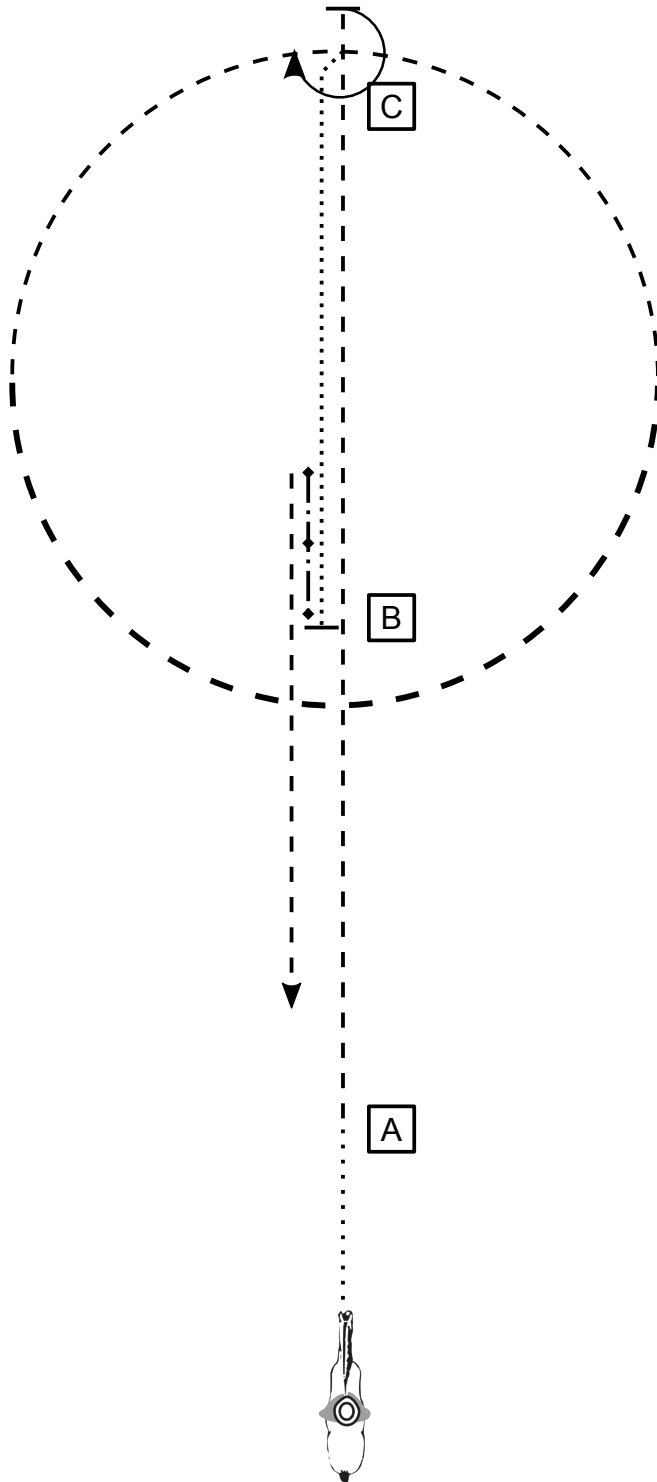
Western Horsemanship LK 5



1. Schritt bis A
2. Trab bis hinter C - Stop
3. 90° Drehung links
4. Trab (1/4 Zirkel)
 Linksgalopp (1/2 Zirkel)
 Trab (1/4 Zirkel)
5. bei C Schritt bis B - Stop
6. Rückwärts
 Trab in Warm Up Bereich

[A]	Marker
.....	Walk
- - - - -	Jog
- - - - -	ext. Jog
—————	Lope
—————	ext. Lope
◄- - - - ->	Backup
on>	Sidepass
————— X	Lead Change

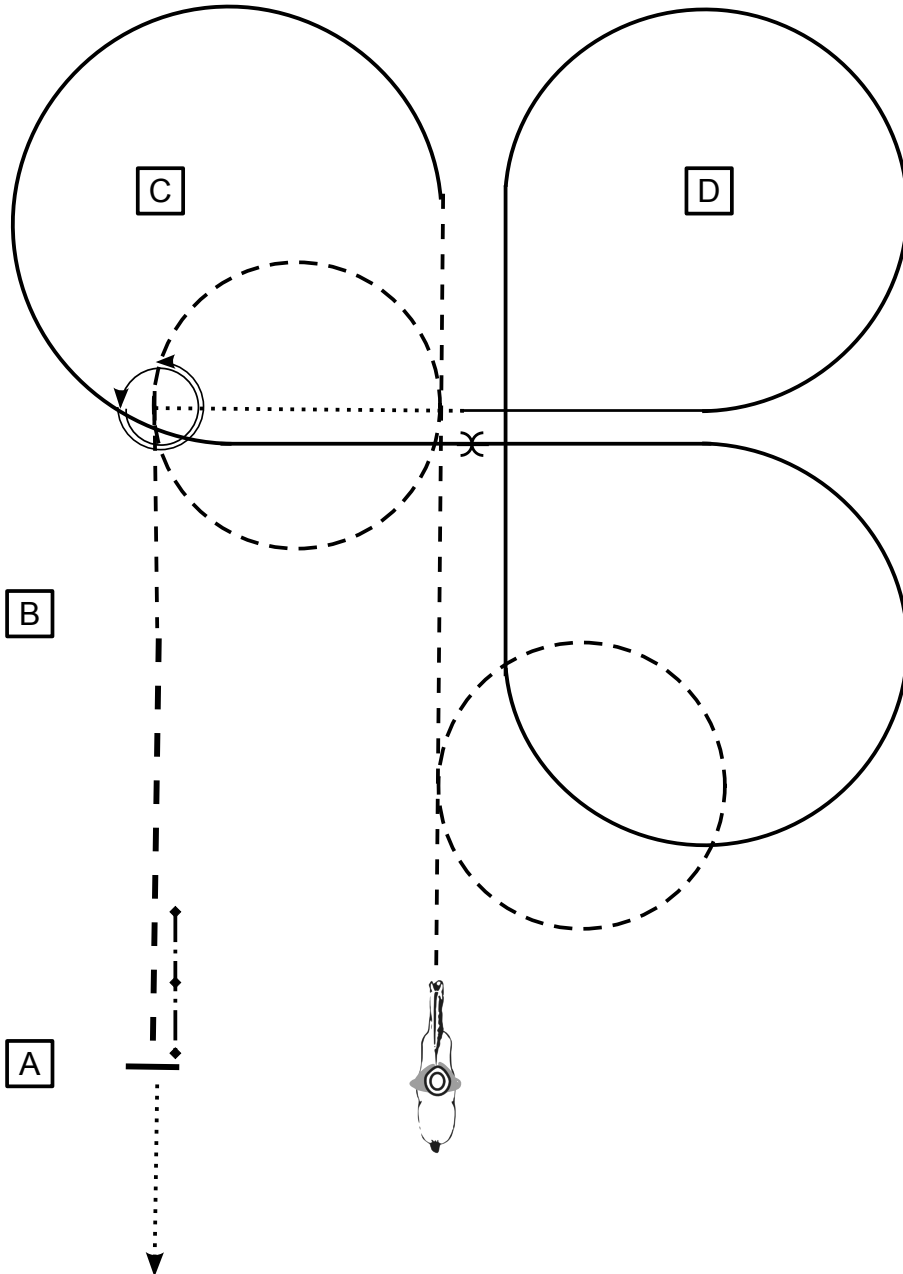
Western Horsemanship Walk Trot Jugend



1. Schritt bis A
2. Trab bis hinter C - Stop
3. 270° Drehung rechts
4. Trab (1/4 Zirkel)
 ext. Trab (1/2 Zirkel)
 Trab (1/4 Zirkel)
5. bei C Schritt bis B - Stop
6. Rückwärts
 Trab in Warm Up Bereich

A	Marker
.....	Walk
- - - - -	Jog
- - - - -	ext. Jog
—————	Lope
—————	ext. Lope
◄-----◇	Backup
on ----->	Sidepass
————— X —————	Lead Change

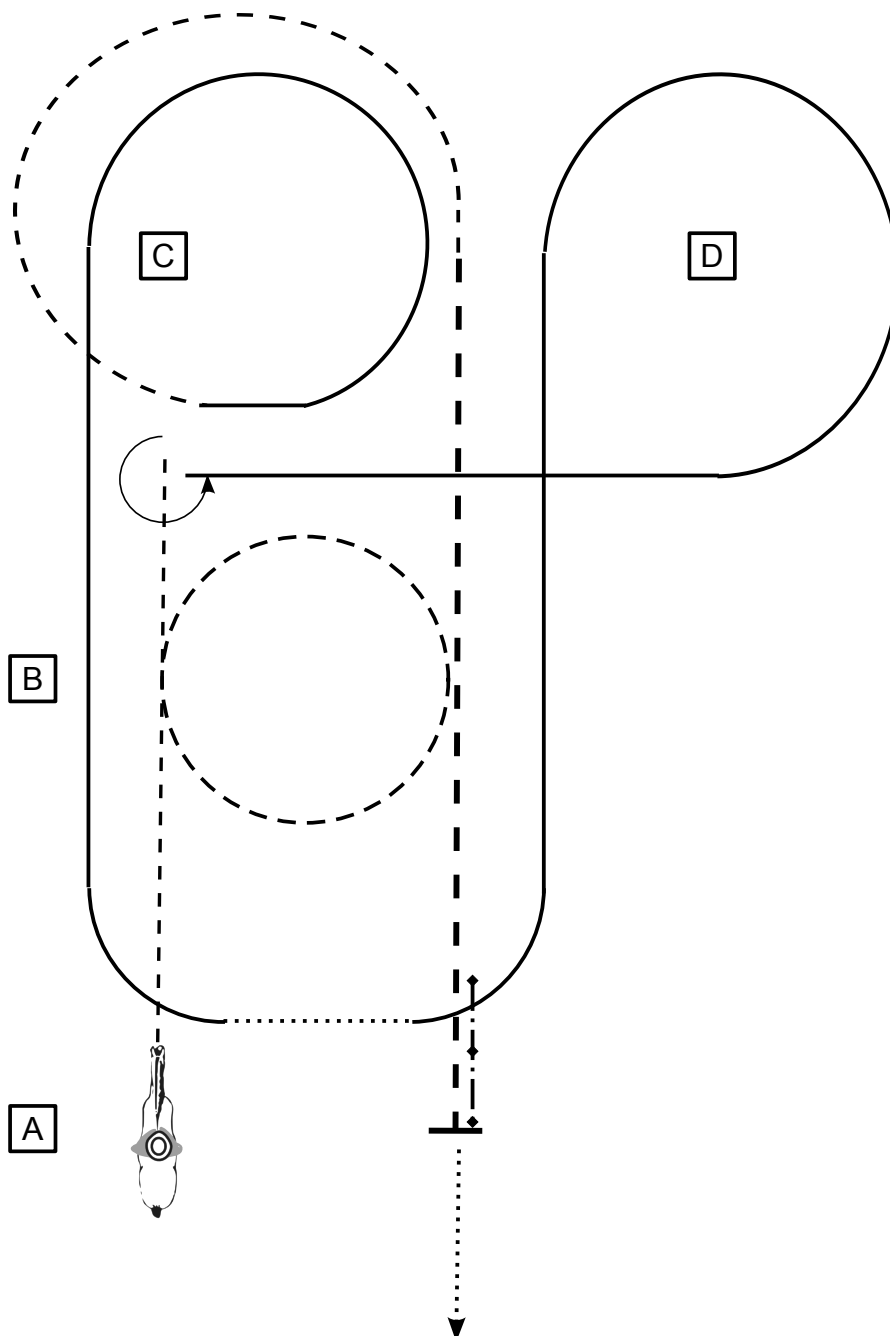
Western Horsemanship LK 2/1 A-Q



1. Beginnend aus dem Stand Höhe A im Jog, Jogvolte (rechts), weiter im Jog, Jogvolte (links)
2. Zwischen C und D Lope (LL), Volte um C, Lead Change (fly / simp.), Lope (RL), Volte rechts und weiter zu D, Volte um D, Mitte der Bahn im Walk bis C, Stop
3. 450° HHW (links), Jog bis B, ext. Jog bis A, Stop, Back Up (mind. 1 Pferdelänge)
 Im Walk zurück in die Warm Up Area

A	Marker
.....	Walk
- - - - -	Jog
- - - - -	ext. Jog
—————	Lope
—————	ext. Lope
◄- - - - -►	Backup
on>	Sidepass
X	Lead Change

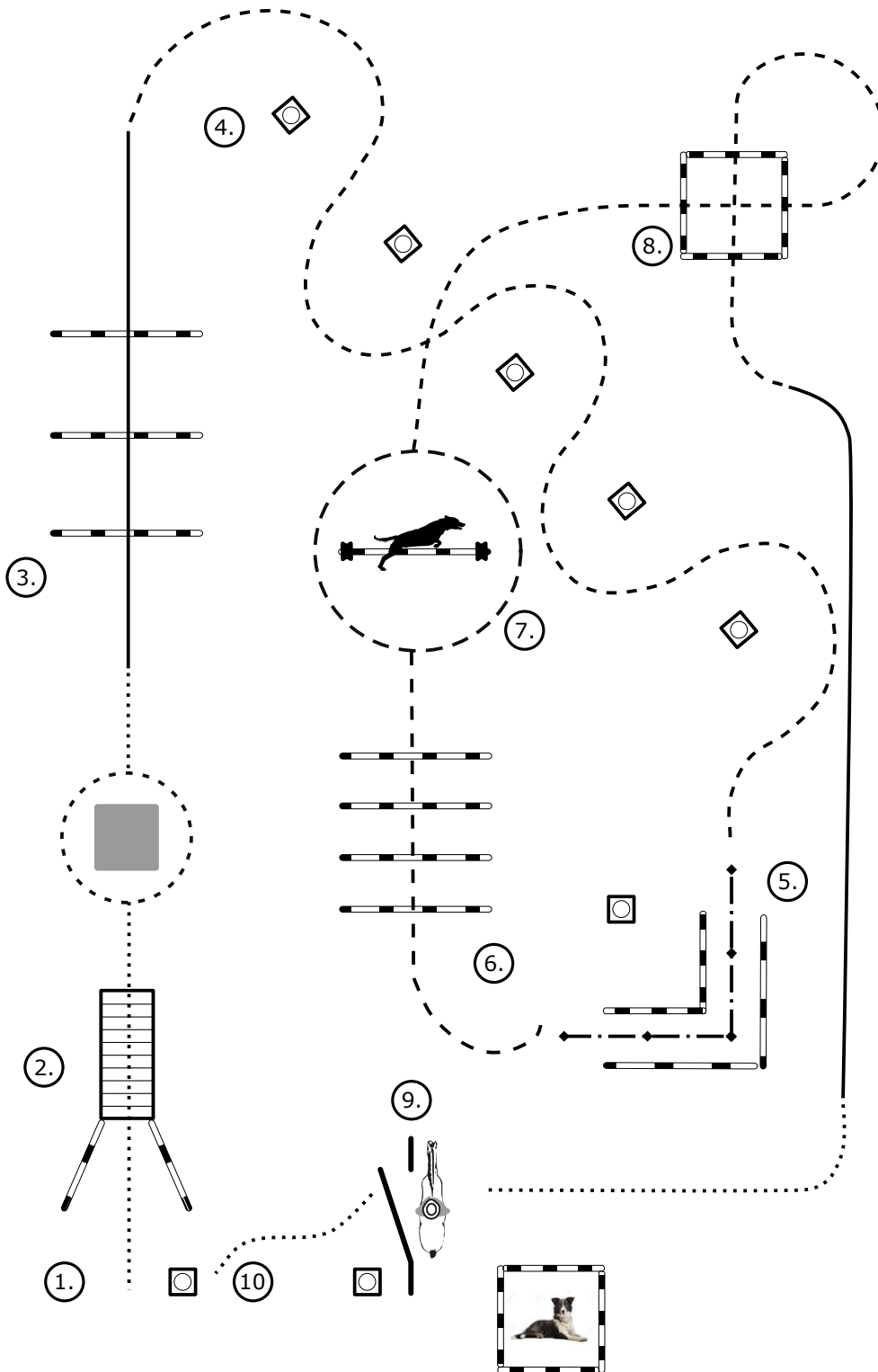
Western Horsemanship LK 2/1 B-Q



1. Beginnend aus dem Stand im Jog, bei B Jogvolte (rechts), kurz vor C anhalten, 270° HHW (links)
2. Lope (LL) und Volte (links) um D, Lead Change (simple) über Walk, Lope (RL), Lopevolte (rechts) um C
3. Um C im Jog, auf Höhe C ext.Jog, Höhe A Stop, Back Up (mind. 1 Pferdelänge)
Im Walk zurück in die Warm Up Area

A	Marker
.....	Walk
- - - - -	Jog
- - - - -	ext.Jog
_____	Lope
_____	ext. Lope
◄- - - - ->	Backup
on>	Sidepass
—X—	Lead Change

Uelzener Horse & Dog Trail LK 1/2 Q



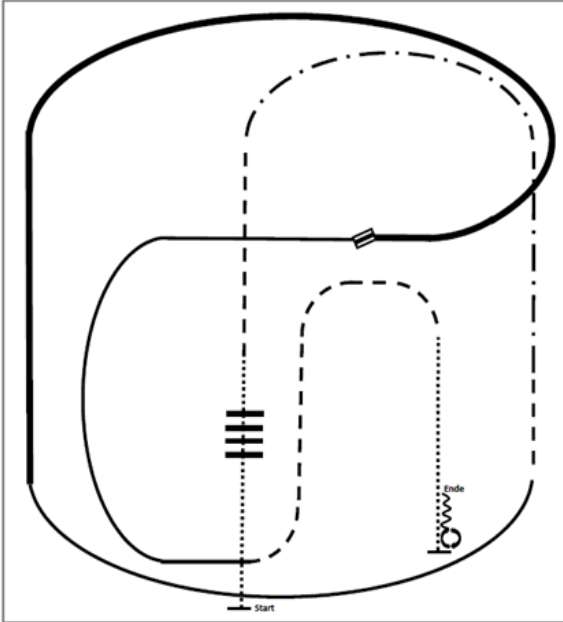
1. Einreiten
 an Pylone anhalten
 + Hund ableinen
2. Walk über Brücke
 + Hund voraus schicken
 + Hund auf Podest ablegen
 um das Podest herum reiten
 + Hund bei Fuß aus der Bewegung
3. Lope Over
 + Hund bei Fuß über Stangen
4. Jog Slalom
 + Hund bei Fuß
5. Anhalten, Turn, Back Up "L"
 + Hund zur Pylone schicken und dort ablegen
6. Jog Over
 + Hund bei Fuß über Stangen
7. Jog am Sprung vorbei
 + Hund springt über Sprung
8. Jog Over
 + Hund bei Fuß und durch das Quadrat Lope
 + Hund bei Fuß
9. Tor
 + Hund in Box ablegen
 + Hund durch das Tor rufen
 + Hund an Pylone ablegen
 Walk
 + Hund bei Fuß
10. Anhalten, absteigen
 Hund anleinen

- Walk
- - - - - Jog
- Lope
- ◄- - - - - Backup
- on> Sidepass
- X ——— Lead Change

Ranch Riding

LK 1 Junior / LK 2 Junior

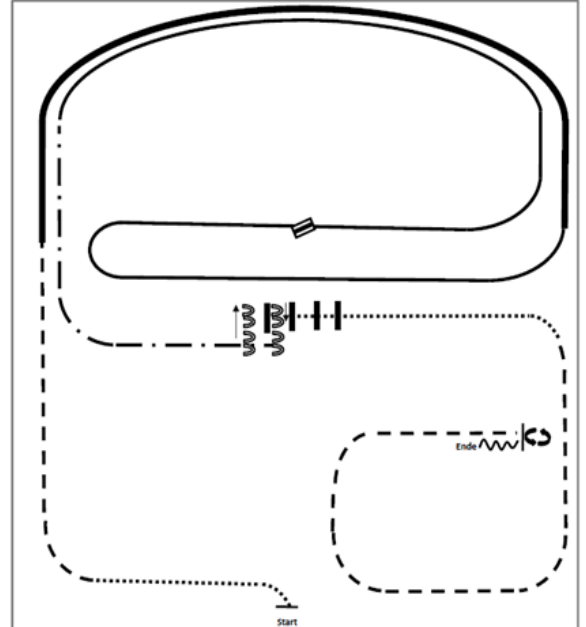
2015 Ranch Riding Pattern 13 (Arenagröße mind. 20x40):
 LK 1-3 A/B



- | | | |
|-------------------------|---|--|
| 1. Walk over | 8. Trot | |
| 2. Trot | 9. Walk | |
| 3. Ext. Trot, Trot | 10. Stop, Turn 360° each direction (either way first) | |
| 4. Lope right lead | 11. Back | |
| 5. Ext. Lope right lead | | |
| 6. Change leads | | |
| 7. Lope left lead | | |

LK 1 A Senior / LK 2 A Senior LK 1/2 B

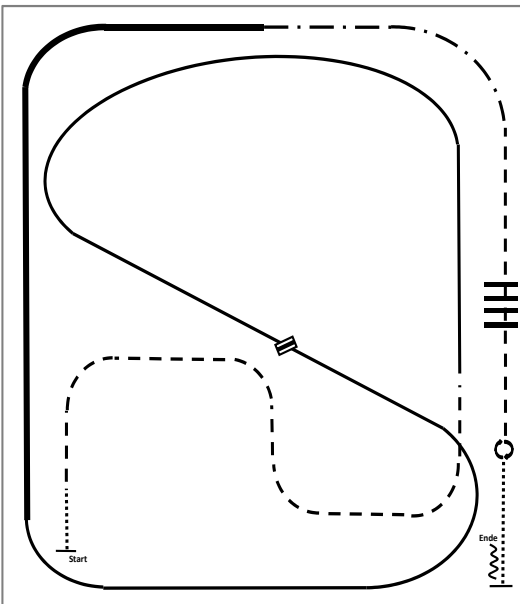
2015 Ranch Riding Pattern 5 (Arenagröße mind. 25x50):
 Q LK 1/2 A/B, M LK 1/2 A/B, LK 1/2 A/B



- | | | |
|-------------------------|---------------------------------------|--|
| 1. Walk | 8. Stop, Sidepass left, right 1/2 way | |
| 2. Trot | 9. Walk over | |
| 3. Ext. Lope right lead | 10. Walk | |
| 4. Lope right lead | 11. Trot | |
| 5. Change leads | 12. Stop, Turn left 360°, Back | |
| 6. Lope left lead | | |
| 7. Ext. Trot | | |

LK 3A / LK 3B

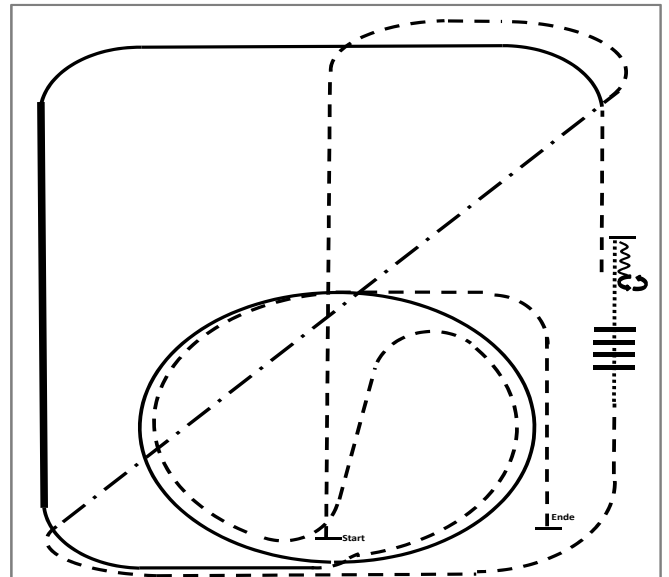
2015 Ranch Riding Pattern 4 (Arenagröße mind. 20x40):
 LK 1-3 A/B



- | | | |
|-------------------------|---|--|
| 1. Walk | 8. Trot | |
| 2. Trot | 9. Trot over | |
| 3. Lope left lead | 10. Stop, Turn 360° each direction (either way first) | |
| 4. Change leads | 11. Walk, Stop, Back | |
| 5. Lope right lead | | |
| 6. Ext. Lope right lead | | |
| 7. Ext. Trot | | |

LK 4 / LK 5


2015 Ranch Riding Pattern 15 (Arenagröße mind. 20x40):
 LK 4/5 A/B

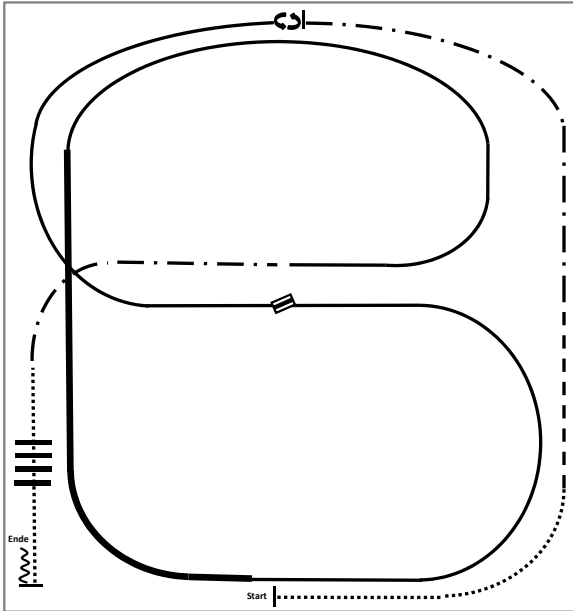


- | | | |
|--------------------|---|--|
| 1. Trot | 8. Trot | |
| 2. Ext. Trot, Trot | 9. Lope left lead | |
| 3. Walk | 10. ext. Lope left lead, Lope left lead | |
| 4. Walk over | 11. Trot | |
| 5. Stop, Back | 12. Lope right lead | |
| 6. Turn right 180° | 13. Trot, Stop | |
| 7. Turn left 180° | | |

Ranch Riding

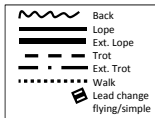
LK 1/2 Q Junior / LK 2/1 B-Q

 2015 Ranch Riding Pattern 1 (Arenagröße mind. 20x40):
 Q LK 1/2 A/B 05/2015




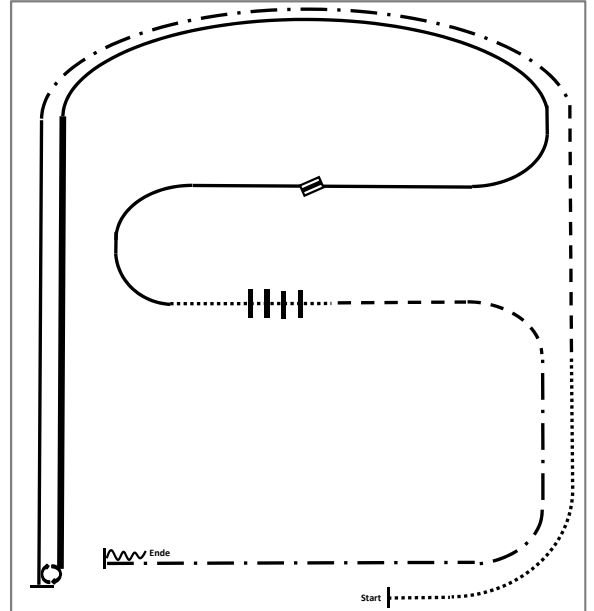
- 1.Walk
- 2.Trot
- 3.Ext. Trot, Stop
- 4.Turn left 360°
- 5.Lope left lead
- 6.Change leads
- 7.Lope right lead

- 8.Ext. Lope right lead
- 9.Lope right lead
- 10.Ext. Trot
- 11.Walk over
- 12.Stop, Back



LK 2/1 A-Q Senior

 2015 Ranch Riding Pattern 2 (Arenagröße mind. 20x40):
 Q LK 1/2 A/B 05/2015



- 1.Walk
- 2.Trot
- 3.Ext. Trot
- 4.Lope left lead
- 5.Stop, turn right 540°
- 6.Ext. Lope right lead
- 7.Lope right lead

- 8.Change leads. Lope left lead
- 9.Walk
- 10.Walk over
- 11.Trot
- 12.Ext. Trot
- 13.Stop, Back

