

# Patternübersicht

## Jungpferde

Basis 4j	Pattern 2
Basis 5j	Pattern 2
Trail 4j	Pattern 4
Trail 5j	Pattern 5
Reining 4j	Pattern 1
Reining 5j	Pattern 1

## Western Riding

LK 1A sen	Pattern 1
LK 2A sen	Pattern 1
LK 3A/B	Pattern 6
LK 2/1 A-Q sen	Pattern 2

## Senior Superhorse (2018)

LK 1A/B	Pattern 3
LK 2A/B	Pattern 3
LK 2/1 A/B-Q	Pattern 8

## YOUNGSTARS

Challenge	Pattern 1
-----------	-----------

## Reining

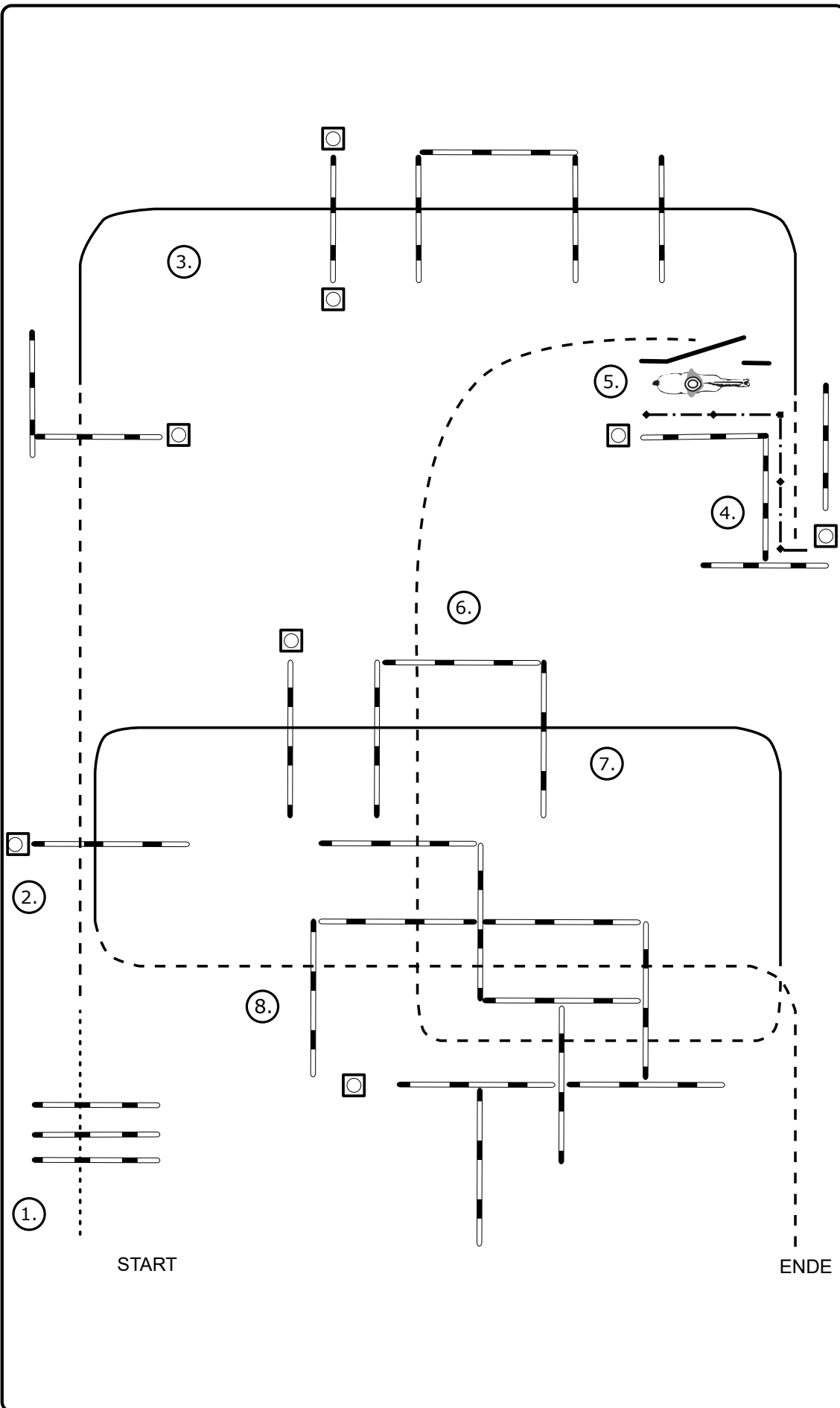
LK 1/2 jun	Pattern 6
LK 1A sen	Pattern 8
LK 2A sen	Pattern 8
LK 3A	Pattern 5
LK 3B	Pattern 5
LK 4A/B	Pattern 14
LK 2/1 Q jun	Pattern 11
LK 2/1 A-Q sen	Pattern 7
LK 2/1 B-Q	Pattern 11

## Ranch Riding (12/2017)

LK 1 jun	Pattern 4
LK 2 jun	Pattern 4
LK 1A sen	Pattern 13
LK 2A sen	Pattern 13
LK 1B	Pattern 13
LK 2B	Pattern 13
LK 3A	Pattern 7
LK 3B	Pattern 7
LK 4A	Pattern 5
LK 4B	Pattern 5
LK 5A/B	Pattern 5
LK 2/1 Q jun	Pattern 8
LK 2/1 A-Q sen	Pattern 10
LK 2/1 B-Q	Pattern 10



Trail Horse LK 1A / LK 2A / LK 1B / LK 2B

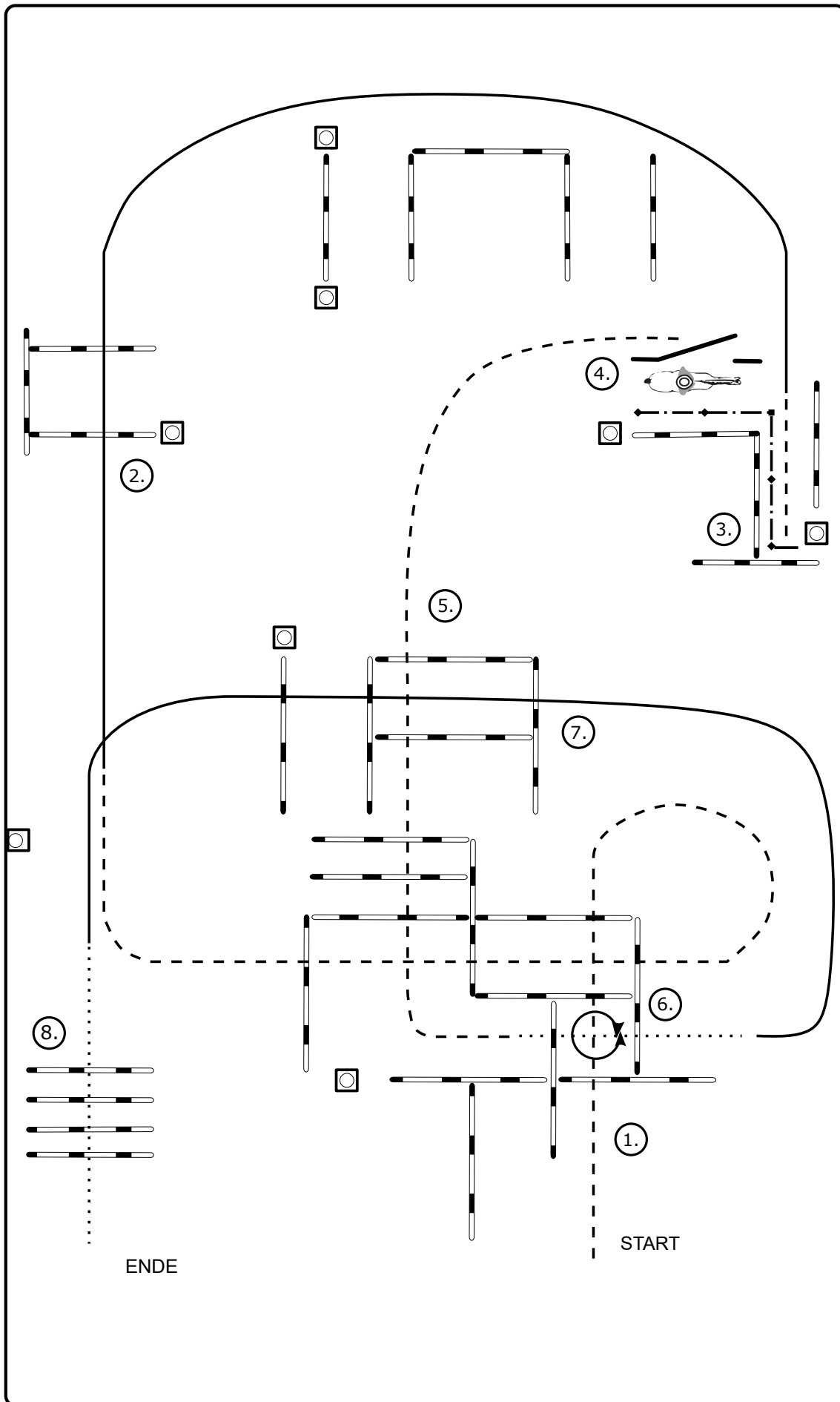


1. Walk over poles
2. Jog over poles
3. Lope over poles, jog into chute
4. Back up
5. Gate
6. Jog over poles
7. Lope over poles
8. Jog over poles

LH = Left Hand  
 RH = Right Hand  
 LL = Left Lead  
 RL = Right Lead

- ..... Walk
- - - - - Jog
- Lope
- ◄ - - - - ► Backup
- no .....> Sidepass
- X ——— Lead Change

Trail Horse LK 1/2 jun / LK 3A / LK 3B

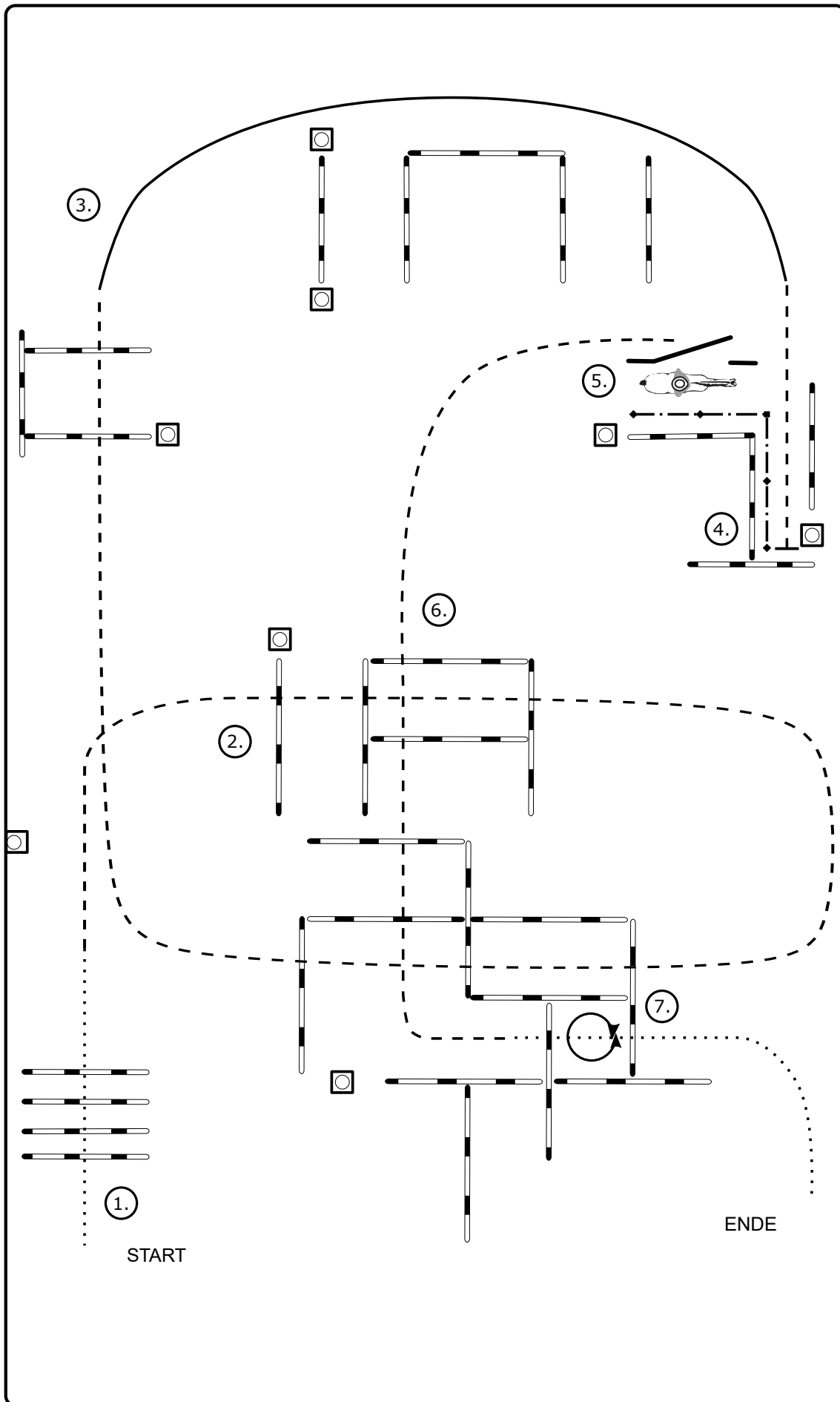


1. Jog over poles
2. Lope over poles, jog into chute
3. Back up
4. Gate
5. Jog over poles
6. Walk into box, 360° turn (r o l), walk out
7. Lope over poles
8. Walk over poles

LH = Left Hand  
 RH = Right Hand  
 LL = Left Lead  
 RL = Right Lead

- ..... Walk
- - - - - Jog
- Lope
- ◄- - - - - Backup
- no .....> Sidepass
- X — Lead Change

Trail Horse LK 4A / LK 4B / LK 5A / LK 5B

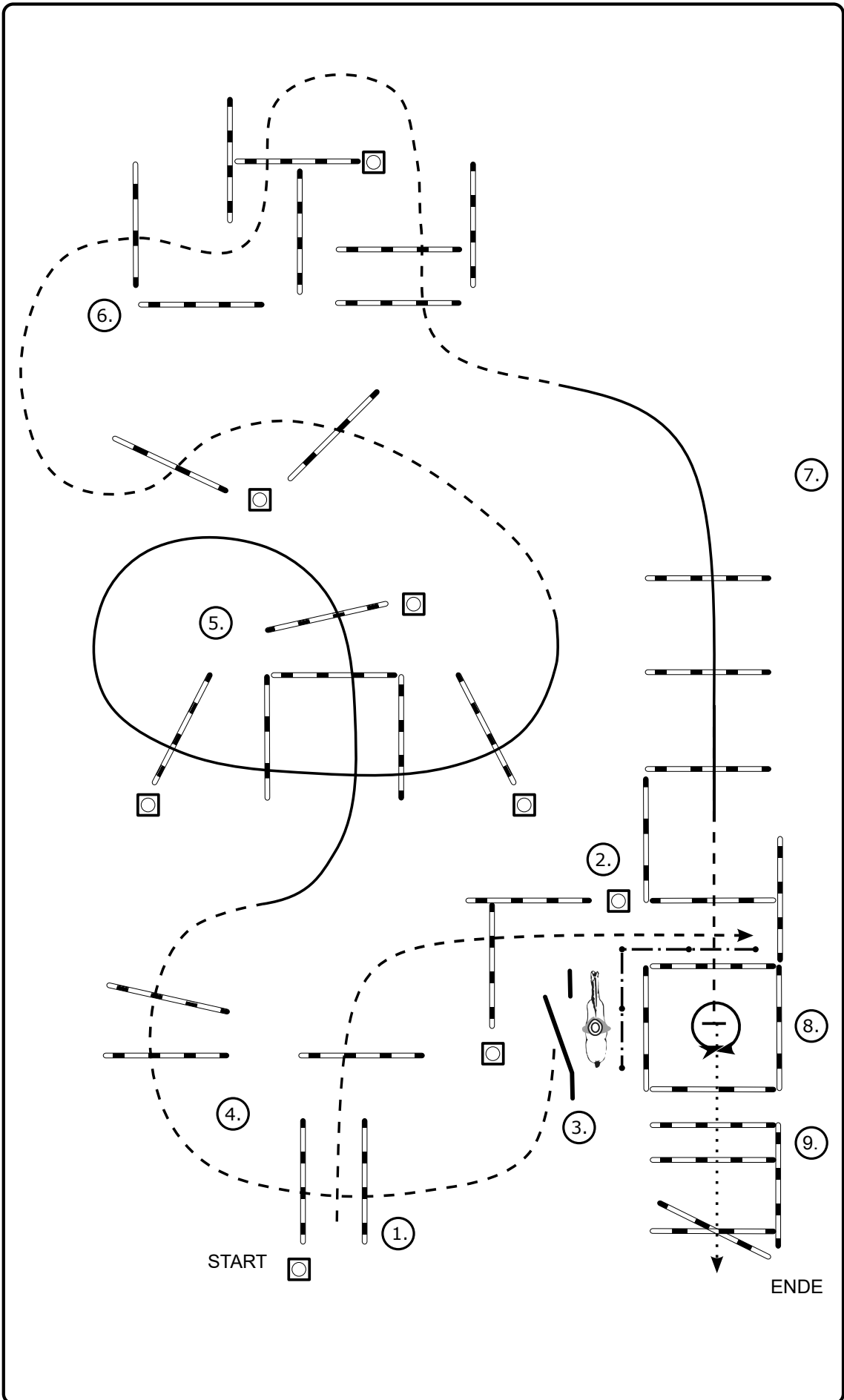


1. Walk over poles
2. Jog over poles
3. Lope, jog into chute, stop
4. Back up
5. Gate
6. Jog over poles
7. Walk into box, 360° turn (r o l), walk out

LH = Left Hand  
 RH = Right Hand  
 LL = Left Lead  
 RL = Right Lead

- ..... Walk
- - - - - Jog
- Lope
- ◄ - - - - ► Backup
- no .....> Sidepass
- X — Lead Change

Trail Horse LK 2/1 A-Q / LK 2/1 B-Q



1. Jog over poles past marker into chute, stop
2. Back up
3. Gate (LH), jog out
4. Jog over poles
5. Lope (LL) over poles
6. Jog over poles
7. Lope (RL) over poles, jog over poles
8. Jog into box, stop 360° turn (r o l)
9. Walk over poles

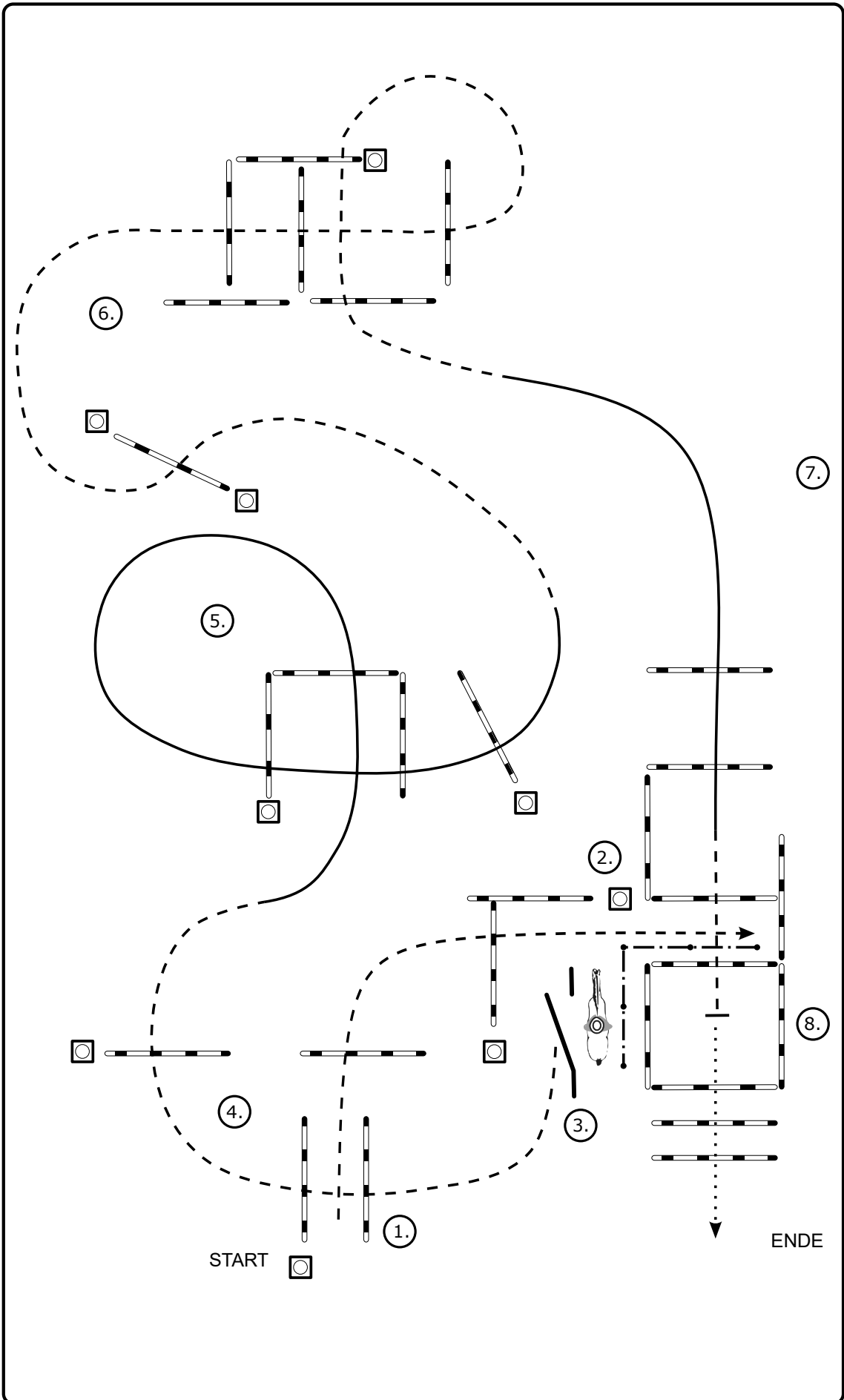
LH = Left Hand  
 RH = Right Hand  
 LL = Left Lead  
 RL = Right Lead

- ..... Walk
- - - - - Jog
- Lope
- ◄- - - - - Backup
- no .....> Sidepass
- X — Lead Change

START

ENDE

Trail Horse LK 2/1 Q jun

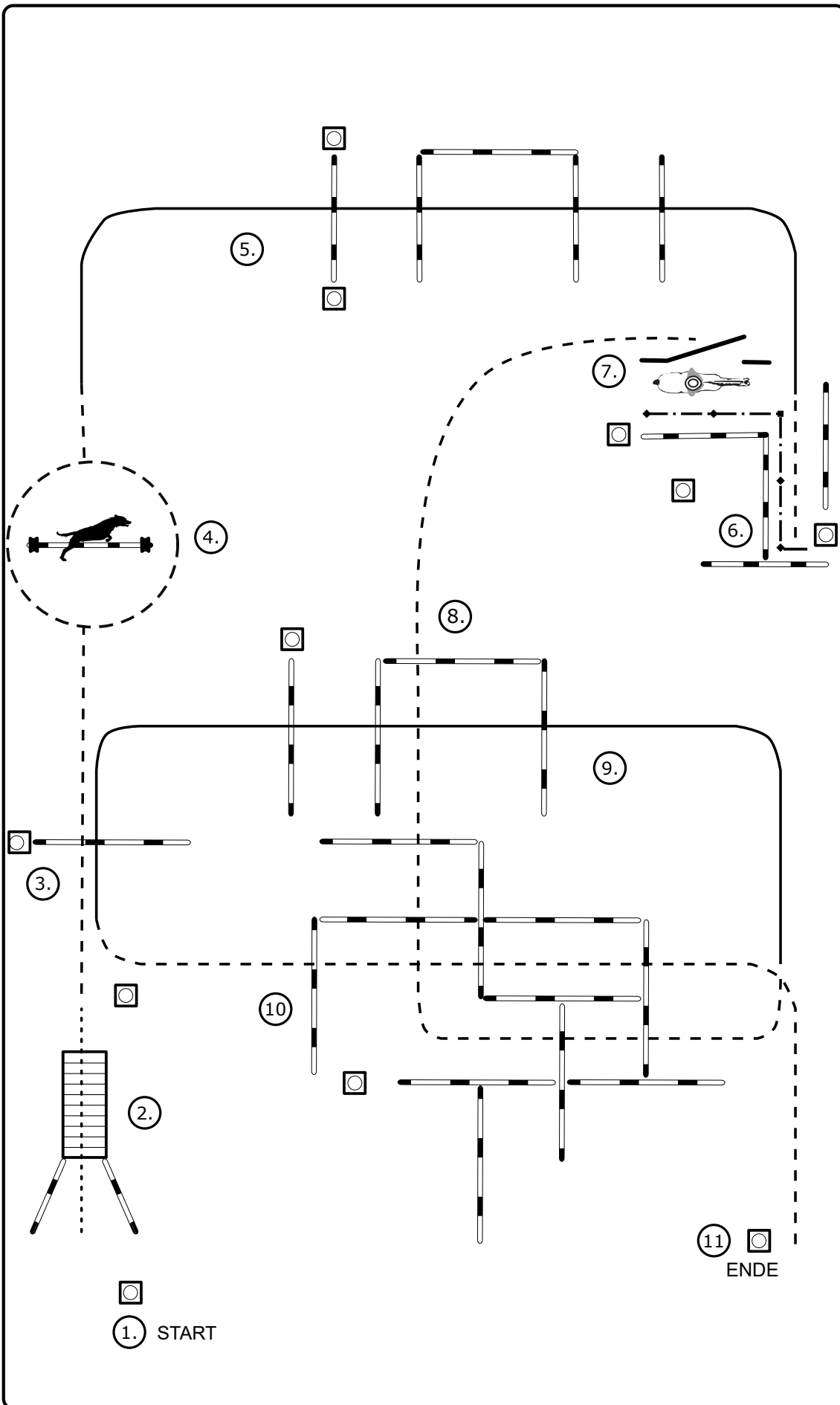


1. Jog over poles past marker into chute, stop
2. Back up
3. Gate (LH), jog out
4. Jog over poles
5. Lope (LL) over poles
6. Jog over poles
7. Lope (RL) over poles, jog over poles
8. Jog into box, stop walk over poles

LH = Left Hand  
 RH = Right Hand  
 LL = Left Lead  
 RL = Right Lead

- ..... Walk
- - - - - Jog
- Lope
- ◄- - - - - Backup
- no .....> Sidepass
- X — Lead Change

Horse & Dog Trail LK 1-3

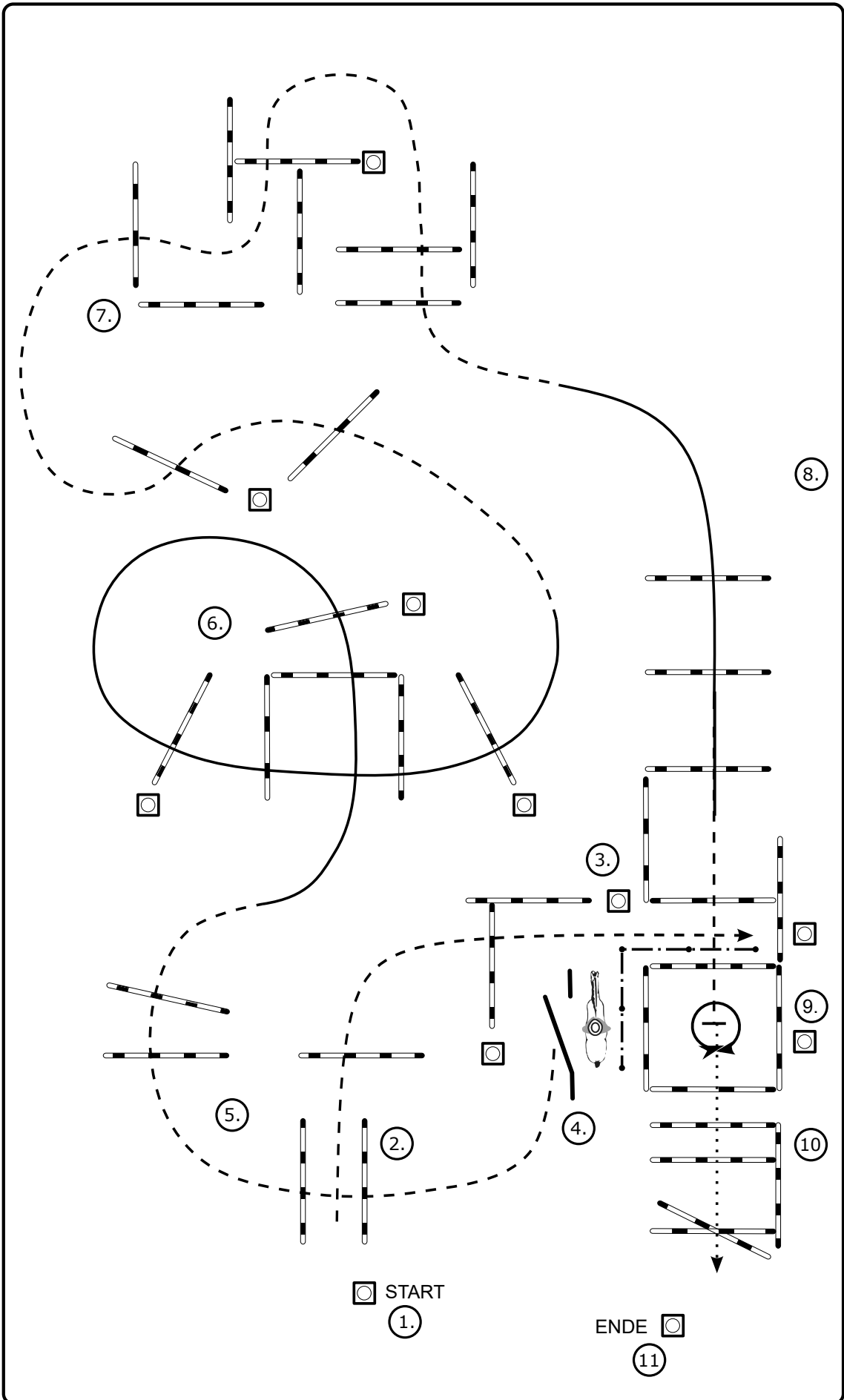


1. Einreiten  
an Pylone anhalten  
+ Hund ableinen
2. Walk über Brücke  
+ Hund voraus schicken  
+ Hund an Pylone  
ablegen
3. Jog Over  
+ Hund bei Fuß
4. Jog am Sprung vorbei  
+ Hund über Sprung
5. Lope (RL) Over,  
Jog into Chute, Stop  
+ Hund bei Fuß  
+ Hund an Pylone  
ablegen
6. Back Up "L"
7. Tor  
+ Hund durch das Tor  
rufen
8. Jog Over  
+ Hund bei Fuß
9. Lope (LL) Over  
+ Hund bei Fuß
10. Jog Over  
+ Hund bei Fuß
11. Anhalten, absteigen  
Hund anleinen

LH = Left Hand  
RH = Right Hand  
LL = Left Lead  
RL = Right Lead

- ..... Walk
- - - - - Jog
- Lope
- ◄ - - - - ► Backup
- on .....> Sidepass
- X — Lead  
Change

Horse & Dog Trail LK 2/1 Q



1. Einreiten  
an Pylone anhalten  
+ Hund ableinen
2. Jog Over into chute, stop  
+ Hund bei Fuß  
+ Hund an Pylone  
ablegen
3. Back Up
4. Tor  
+ Hund durch das Tor  
rufen
5. Jog Over  
+ Hund bei Fuß
6. Lope (LL) Over,  
+ Hund bei Fuß
7. Jog Over  
+ Hund bei Fuß
8. Lope (RL) Over,  
Jog Over  
+ Hund bei Fuß
9. Jog into box, stop  
360° turn (R o L)  
+ Hund bei Fuß  
+ Hund an Pylone  
ablegen
10. Walk Over  
+ Hund bei Fuß
11. Anhalten, absteigen  
Hund anleinen

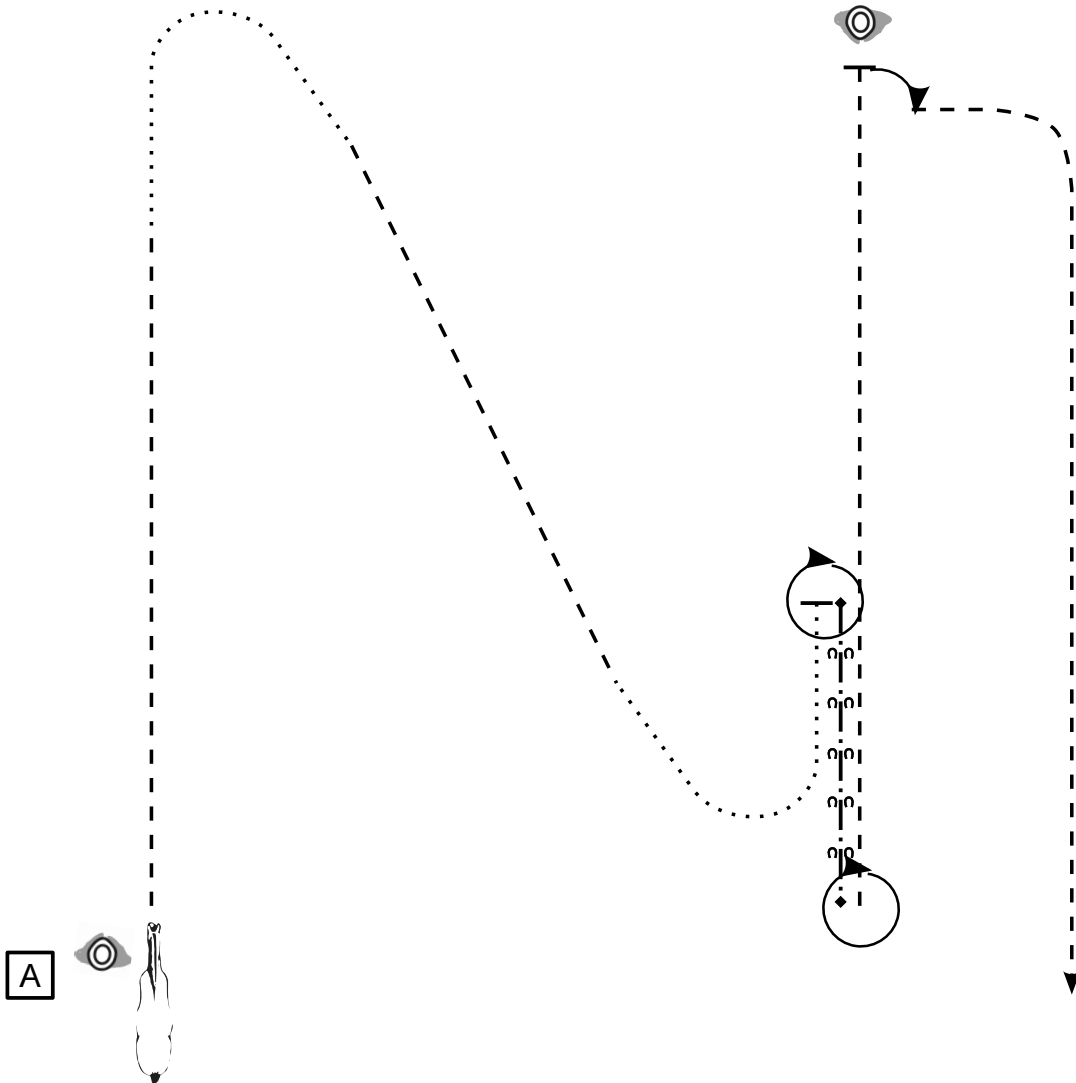
- ..... Walk
- - - - - Jog
- Lope
- ◄ — — — — ► Backup
- on .....> Sidepass
- X — Lead  
Change



Showmanship at Halter LK 1A / LK 2A / LK 1B / LK 2B



Judge



Be ready at A

1. Trot straight line, walk
  2. Trot, walk, stop
  3. 360° turn
  4. Back up straight line
  5. 360° turn
  6. Trot straight line, stop
  7. Set up for inspection
  8. 90° turn, trot
- Trot and leave the arena

A

Marker

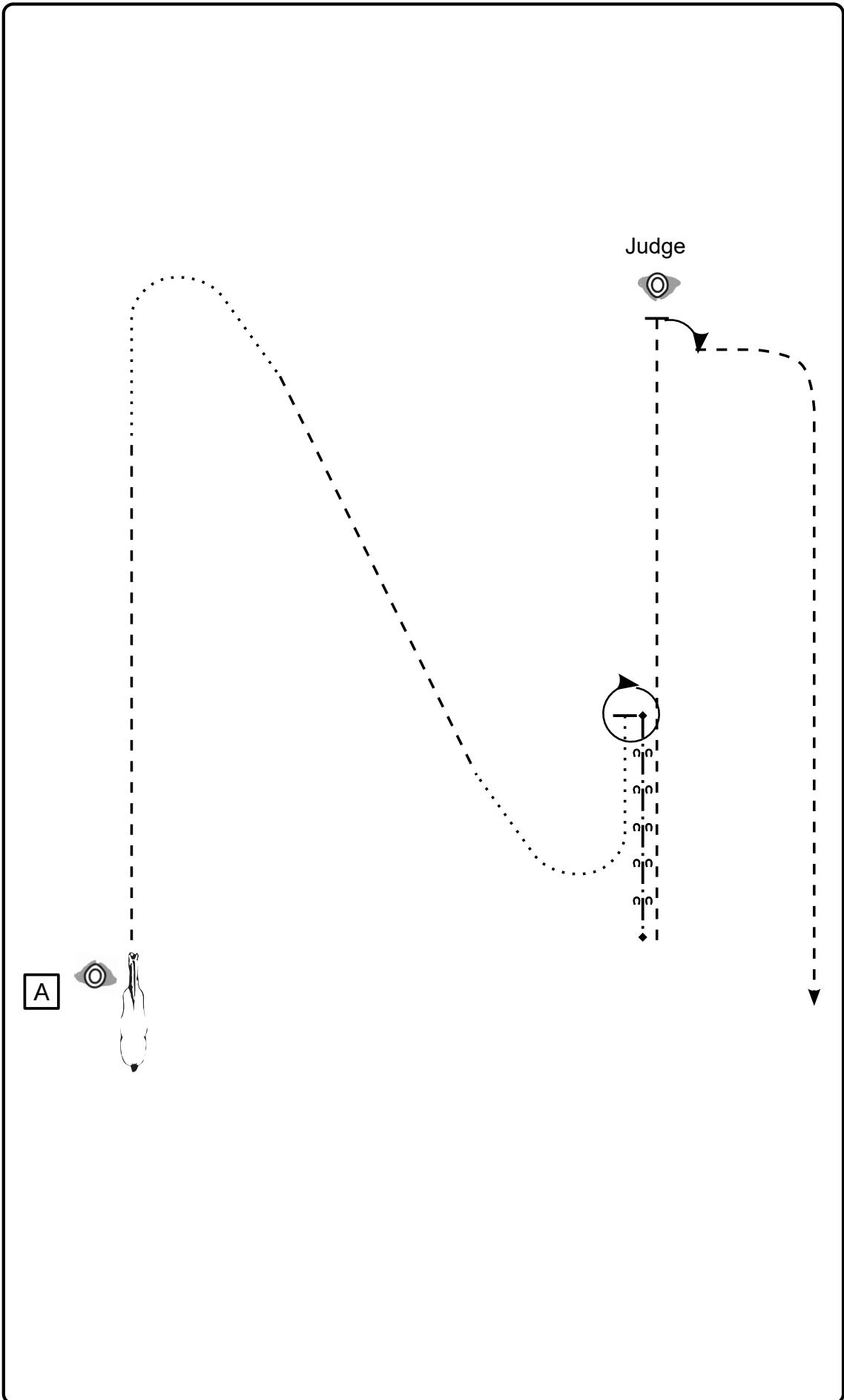
..... Walk

- - - - - Jog

- - - - - ext. Jog

←↯→ Back Up

Showmanship at Halter LK 3A / LK 3B

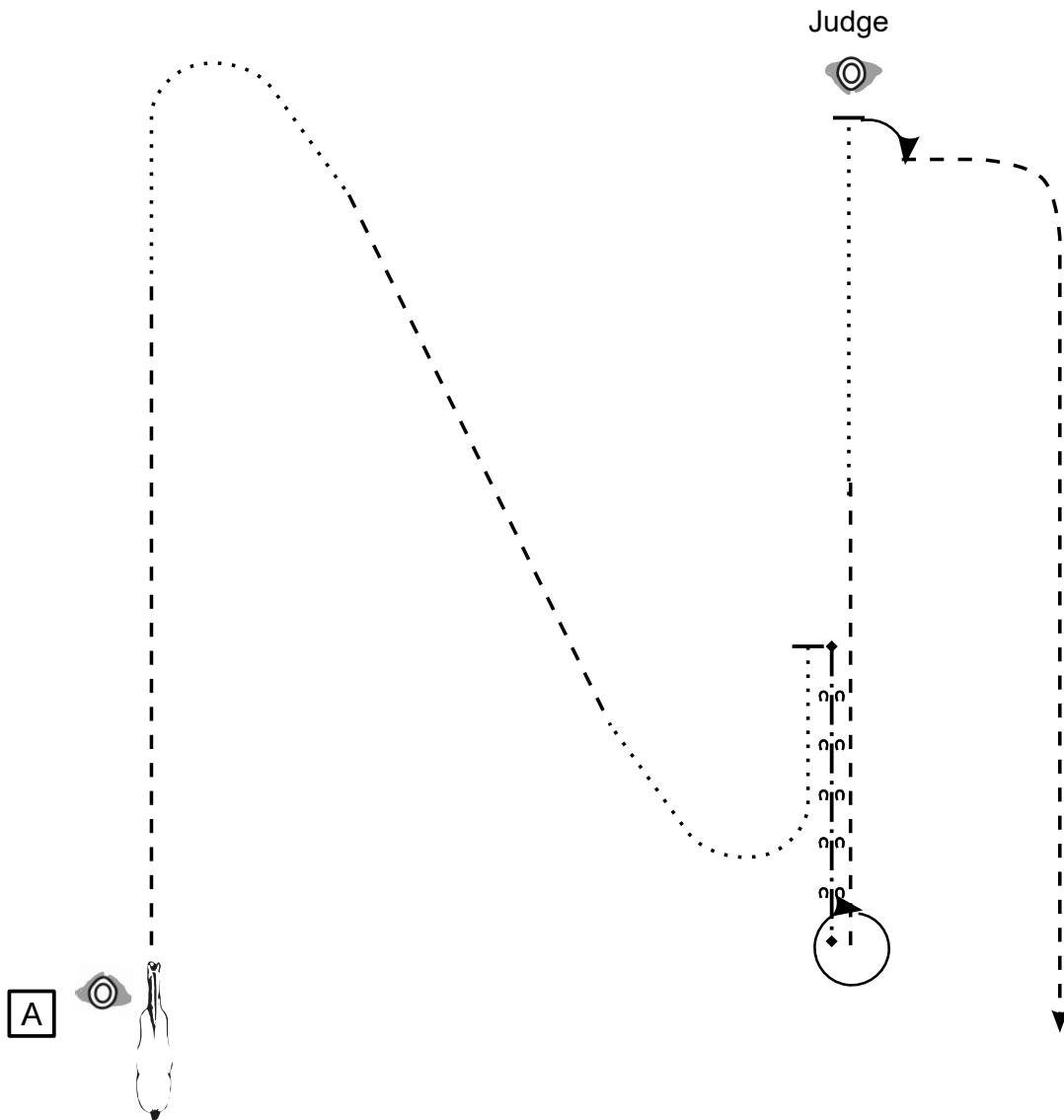


Be ready at A

1. Trot straight line, walk
  2. Trot, walk, stop
  3. 360° turn
  4. Back up straight line
  5. Trot straight line, stop
  6. Set up for inspection
  7. 90° turn, trot
- Trot and leave the arena

- A Marker
- ..... Walk
- - - - - Jog
- - - - - ext. Jog
- ← ↻ → ↻ → ↻ ↻ → Back Up

Showmanship at Halter LK 4A / LK 4B / LK 5A / LK 5B



Be ready at A

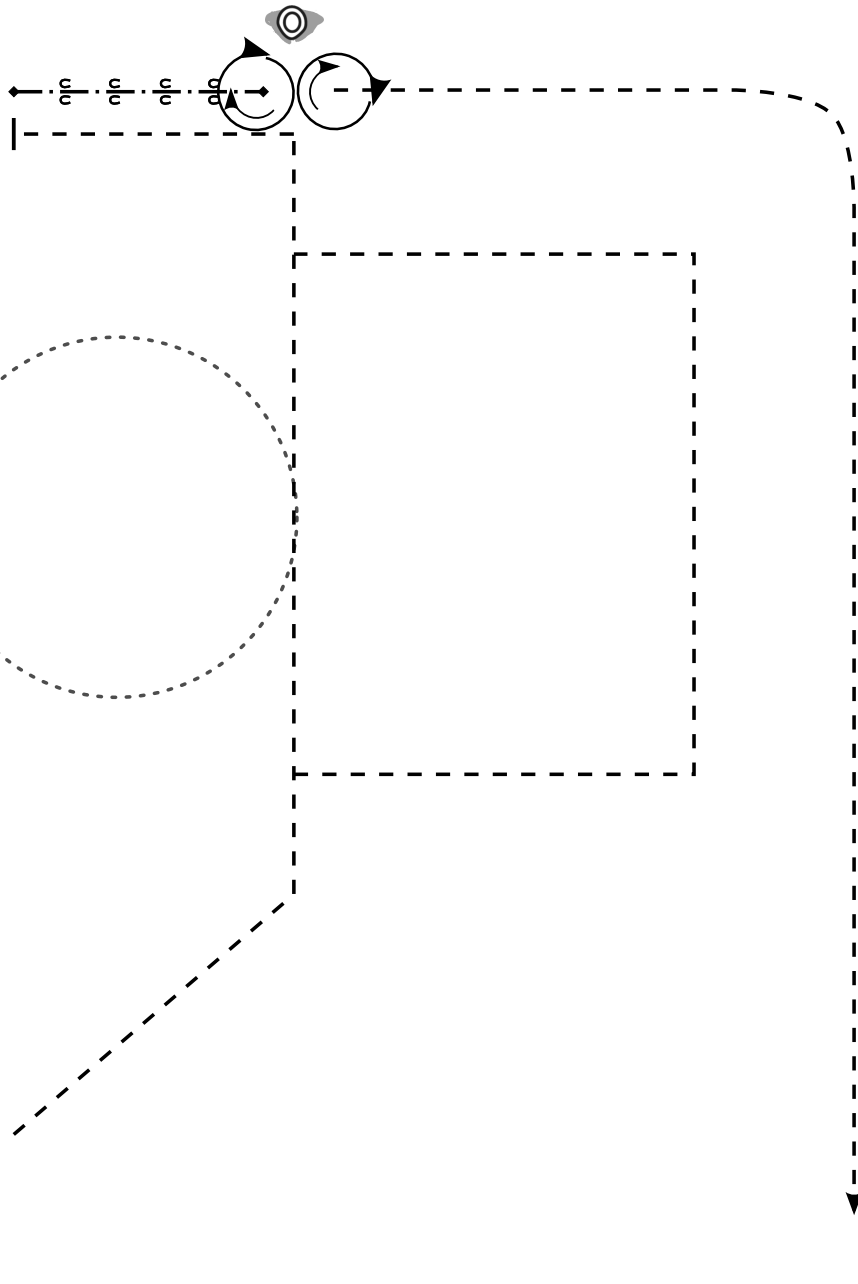
1. Trot straight line, walk
  2. Trot, walk, stop
  3. Back up straight line
  4. 360° turn
  5. Trot straight line, walk, stop
  6. Set up for inspection
  7. 90° turn, trot
- Trot and leave the arena

- A Marker
- ..... Walk
- - - - - Jog
- - - - - ext. Jog
- ←↯→ Back Up

### Showmanship at Halter LK 2/1 A-Q / LK 2/1 B-Q



Judge



- Be ready at A
1. Trot straight lines
  2. Walk circle
  3. Trot square and trot corner stop
  4. Back up
  5. 45° turn
  6. Set up for inspection
  7. 45° turn
- Trot and leave the arena

A

A

Marker

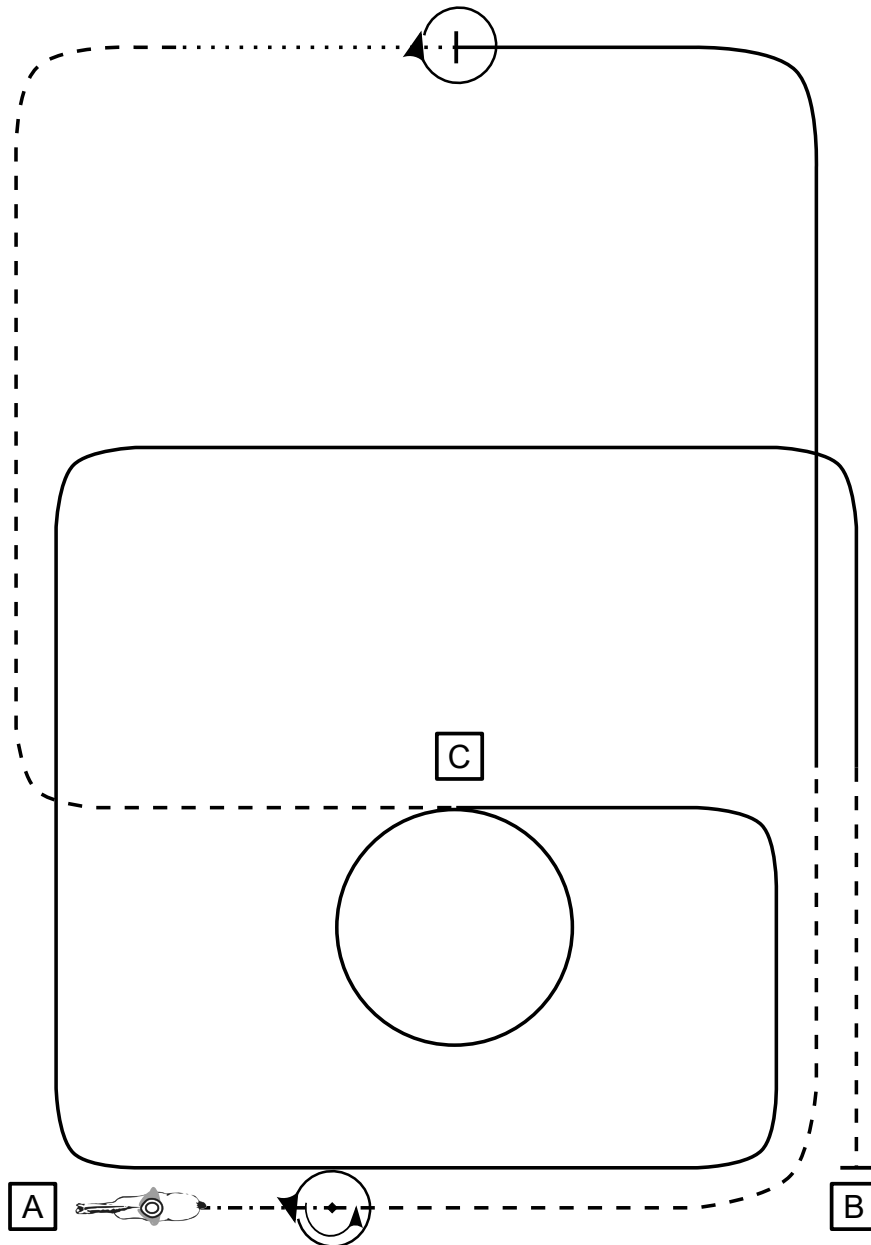
..... Walk

- - - - - Jog

- - - - - ext. Jog

← ↺ → ↻ ↻ Back Up

Western Horsemanship LK 1A / LK 1B / LK 2A / LK 2B

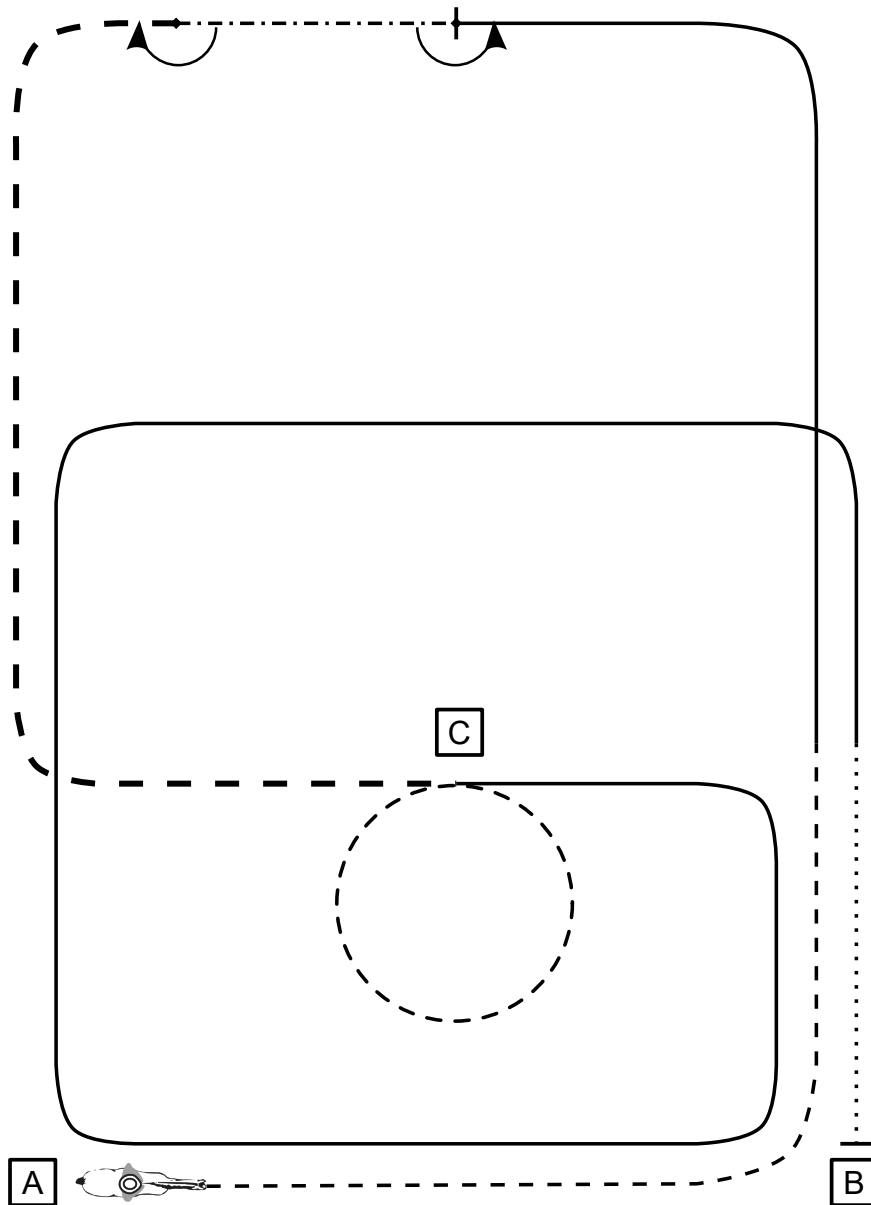


- Be ready at A
1. Back Up
  2. 540° turn (L)
  3. Jog
  4. Lope (LL), stop
  5. 360° turn (R), walk
  6. Jog to C
  7. Lope (RL) circle
  8. Lope (RL)
  9. Jog, stop

L = Left  
 R = Right  
 LL = Left Lead  
 RL = Right Lead

- A** Marker
- ..... Walk
  - - - - - Jog
  - - - - - ext. Jog
  - Lope
  - ext. Lope
  - ◄ - - - - ► Backup
  - on .....> Sidepass
  - X ————— Lead Change

Western Horsemanship LK 3A / LK 3B



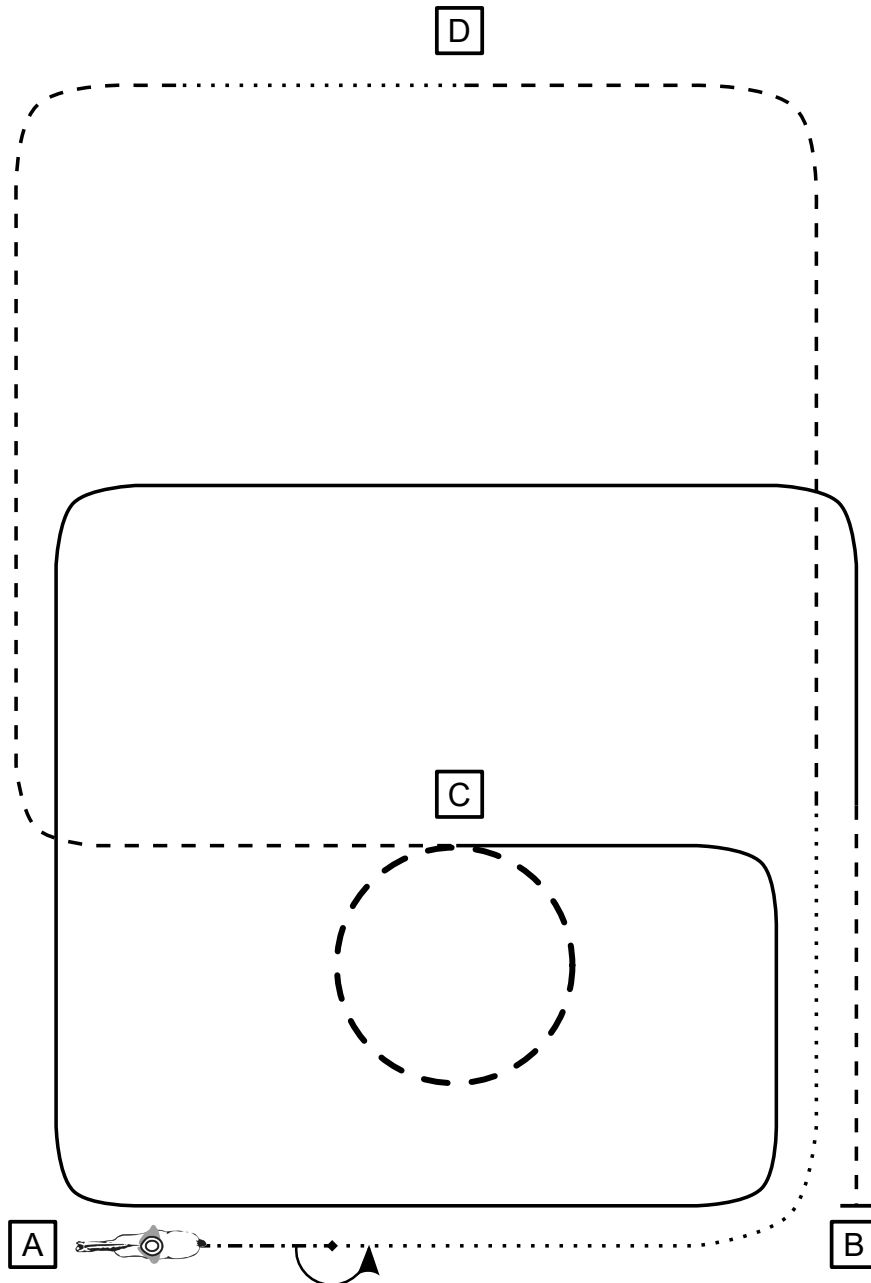
Be ready at A

1. Jog
2. Lope (LL), stop
3. 180° turn (L)
4. Back Up
5. 180° turn (R)
6. Ext jog to C
7. Jog small circle
8. Lope (RL)
9. Walk, stop

L = Left  
 R = Right  
 LL = Left Lead  
 RL = Right Lead

- |               |             |
|---------------|-------------|
| A             | Marker      |
| .....         | Walk        |
| - - - - -     | Jog         |
| — — — — —     | ext. Jog    |
| —————         | Lope        |
| —————         | ext. Lope   |
| ◄ — — — — — ► | Backup      |
| on .....→     | Sidepass    |
| ————— X       | Lead Change |

Western Horsemanship LK 4A / LK 4B / LK 5A / LK 5B

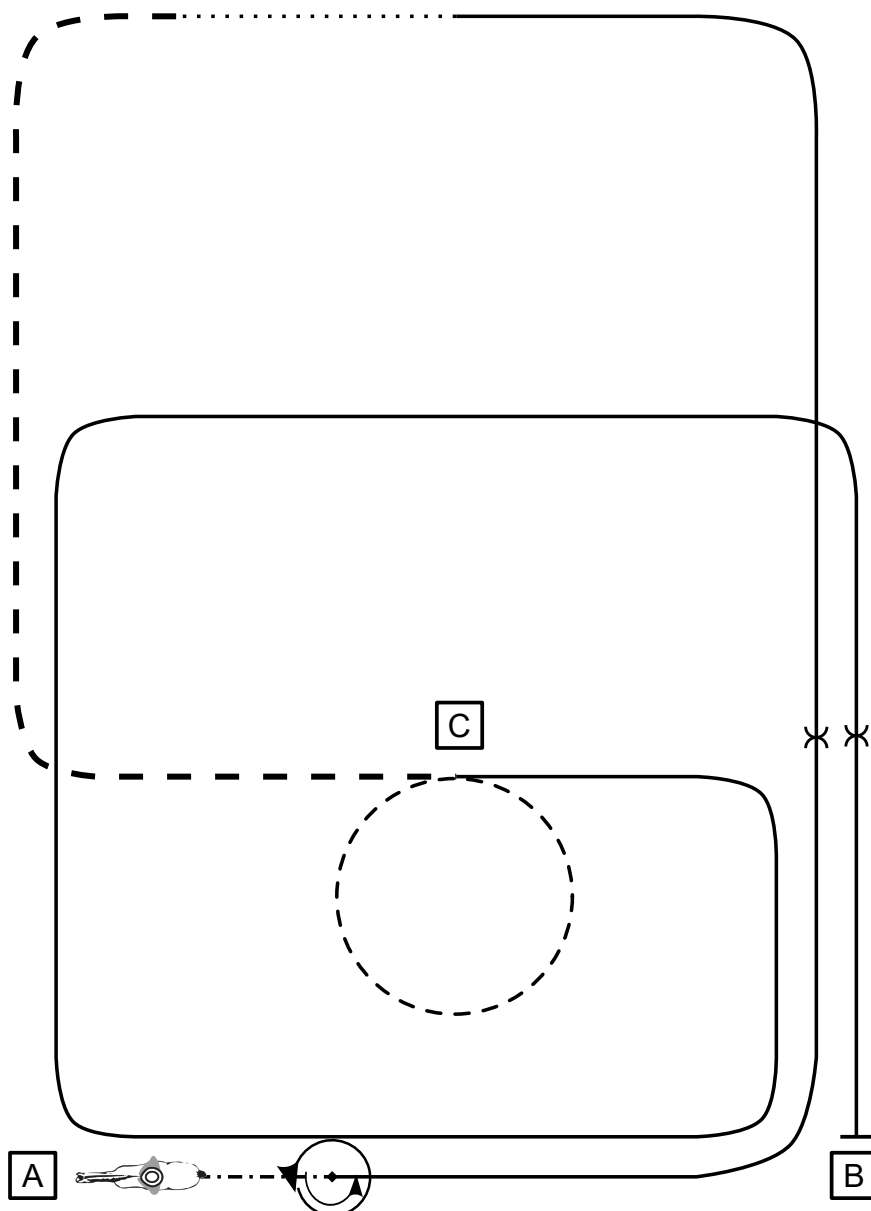


- Be ready at A
1. Back Up
  2. 180° turn (L)
  3. Walk
  4. Jog
  5. Walk
  6. Jog to C
  7. Ext jog circle
  8. Lope (RL)
  9. Jog, stop

L = Left  
 R = Right  
 LL = Left Lead  
 RL = Right Lead

- |             |                |
|-------------|----------------|
| <b>A</b>    | Marker         |
| .....       | Walk           |
| - - - - -   | Jog            |
| - - - - -   | ext. Jog       |
| —————       | Lope           |
| —————       | ext. Lope      |
| ◄- - - - -> | Backup         |
| on .....>   | Sidepass       |
| —————<br>X  | Lead<br>Change |

Western Horsemanship LK 2/1 A-Q / LK 2/1 B-Q



Be ready at A

1. Back Up
2. 540° turn (L)
3. Lope (LL), lead change
4. Lope (RL), walk
5. Ext. jog to C
6. Jog small circle
7. Lope (RL), lead change
8. Lope (LL), stop

L = Left  
 R = Right  
 LL = Left Lead  
 RL = Right Lead

- |  |             |
|--|-------------|
|  | Marker      |
|  | Walk        |
|  | Jog         |
|  | ext. Jog    |
|  | Lope        |
|  | ext. Lope   |
|  | Backup      |
|  | Sidepass    |
|  | Lead Change |

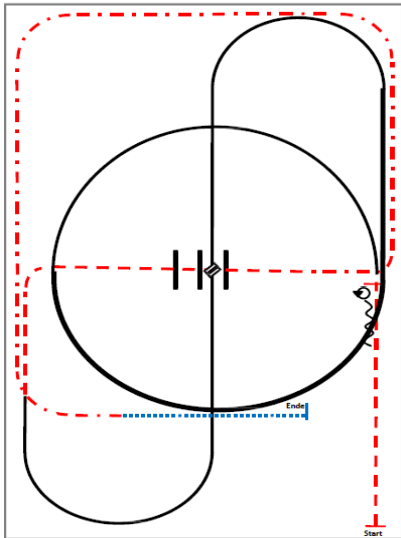


# Ranch Riding

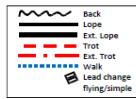
## LK 1-2 jun

Stand 12/2017

Pattern RR #4: LK 1/2 A/B jun. Quali  
Arenagröße: mind. 20x40m



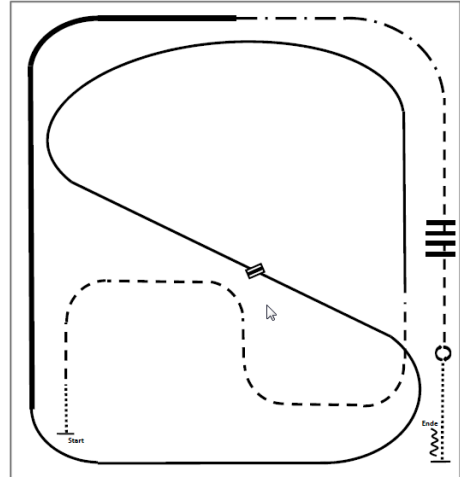
- 1) Trot.
- 2) Stop, 180° turn seach direction either way first.
- 3) Back.
- 4) Lope left lead.
- 5) Extended lope, lope.
- 6) Leadchange.
- 7) Lope right lead.
- 8) Trot, trot over.
- 9) Extended trot.
- 10) Walk, stop.



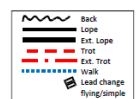
## LK 1A sen / LK 2A sen LK 1-2 B

Stand 12/2017

Pattern RR #13: LK 1/2 A/B sen  
Arenagröße: mind. 20x40m



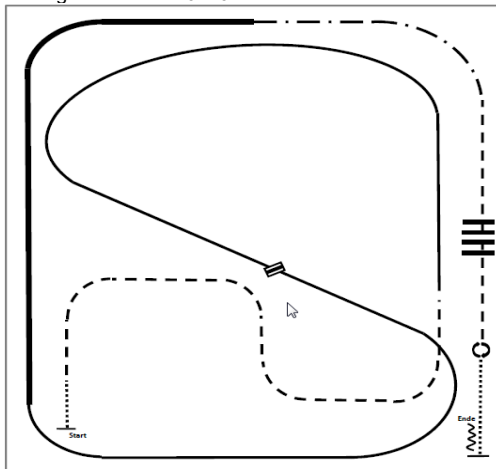
1. Walk
2. Trot
3. Lope left lead
4. Change leads
5. Lope right lead
6. Ext. Lope right lead
7. Ext. Trot
8. Trot
9. Trot over
10. Stop, Turn 360° each direction (either way first)
11. Walk, Stop, Back



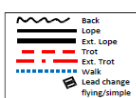
## LK 3A / LK 3B

Stand 12/2017

Pattern RR #7: LK3 A/B  
Arenagröße: mind. 20x40m



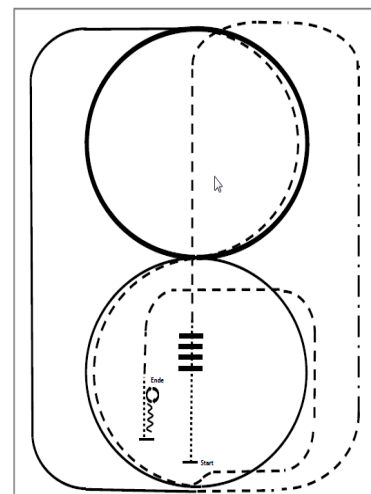
1. Walk
2. Trot
3. Lope left lead
4. Change leads
5. Lope right lead
6. Ext. Lope right lead
7. Ext. Trot
8. Trot
9. Trot over
10. Stop, Turn 360° each direction (either way first)
11. Walk, Stop, Back



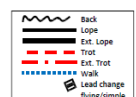
## LK 4A / LK 4B / LK 5A/B

Stand 12/2017

Pattern RR #5: LK 4/5 A/B  
Arenagröße: mind. 20x40



1. Walk
2. Walk over
3. Trot
4. Ext. Trot, Trot
5. Lope right lead
6. Ext. Lope circle right lead
7. Trot (2x 1/2 circle)
8. Lope left lead circle
9. Trot
10. Walk
11. Stop, Back
12. Turn right 180°
13. Turn left 180°

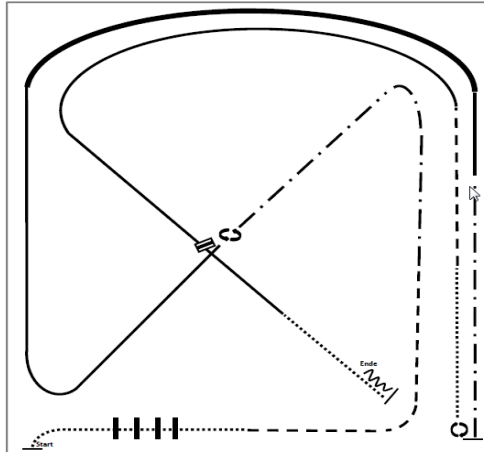


# Ranch Riding

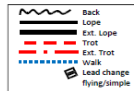
## LK 2/1 Q jun

Stand 12/2017

Pattern RR #8: LK 1/2 A/B jun. Quali  
Arenagröße: mind. 25x50m



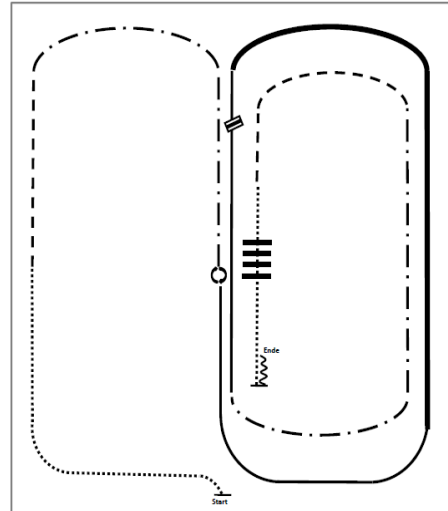
1. Walk over
2. Trot
3. Ext. Trot
4. Stop, Turn right 360° right
5. Lope right lead
6. Ext. Lope right lead, Lope right lead
7. Ext. Trot
8. Stop, Turn left 540°
9. Walk
10. Trot
11. Lope left lead
12. Change leads, Lope right lead
13. Walk, Stop, Back



## LK 2/1 A-Q sen / LK 2/1 B-Q

Stand 12/2017

Pattern RR #10: LK 1/2 A/B sen. Quali  
Arenagröße: mind. 30x60m



1. Walk
2. Trot
3. Ext. Trot
4. Stop, Turn 360° each direction (either way first)
5. Lope left lead
6. Ext. Lope left lead
7. Lope left lead, Change leads
8. Lope right lead
9. Ext. Trot
10. Trot
11. Walk over
12. Stop, Back

